



## June 2023 Taxes, Remitted in July 2023 Sales, Use, Accommodation, and STR Tax Report

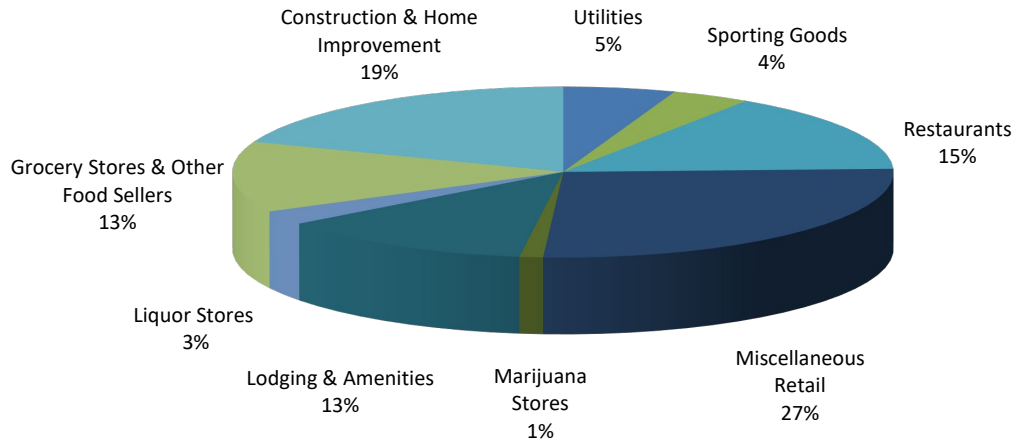
This City of Steamboat Springs Sales, Use, Accommodation, and STR Tax Report examines tax collections for the month of June 2023, remitted to the City of Steamboat Springs in July 2023.

### Sales Tax

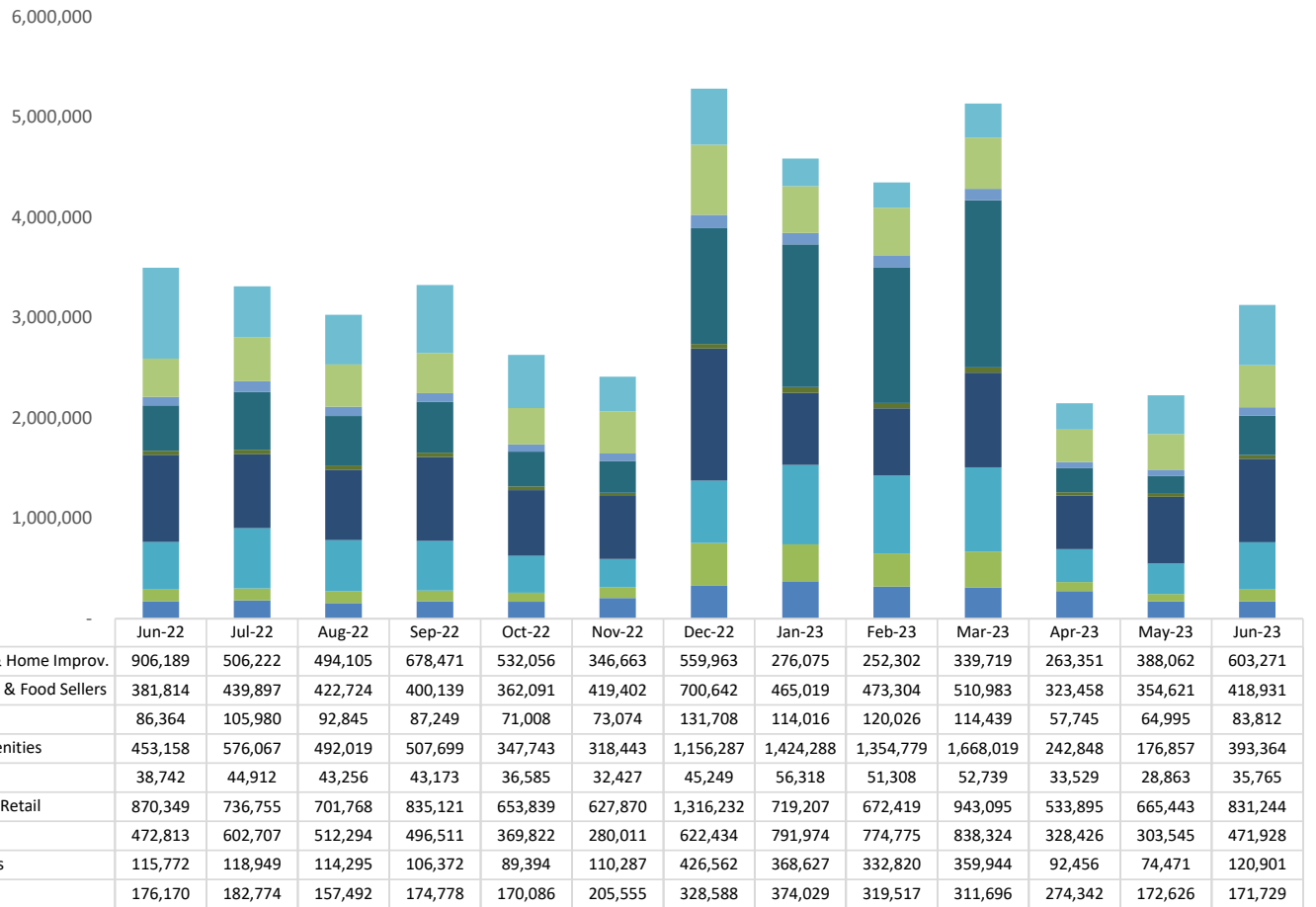
June 2023 sales tax collections decreased by -10.58% compared to June 2022.  
 Year-to-date total sales tax collections are 5.95% higher than those of 2022 year-to-date.

Sales Tax June 2023	Sales Tax June 2022	% increase/decrease over last June
\$3,130,945	\$3,501,373	-10.58%
Sales Tax 2023 YTD	Sales Tax 2022 YTD	% increase/decrease over prior Year to Date
\$21,590,241	\$20,377,447	5.95%

## June 2023 Sales Categories

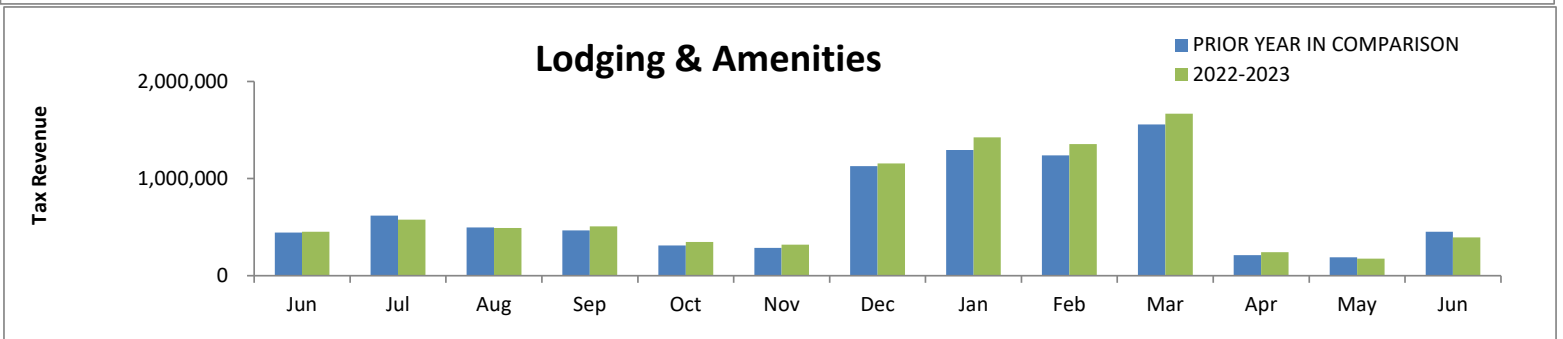
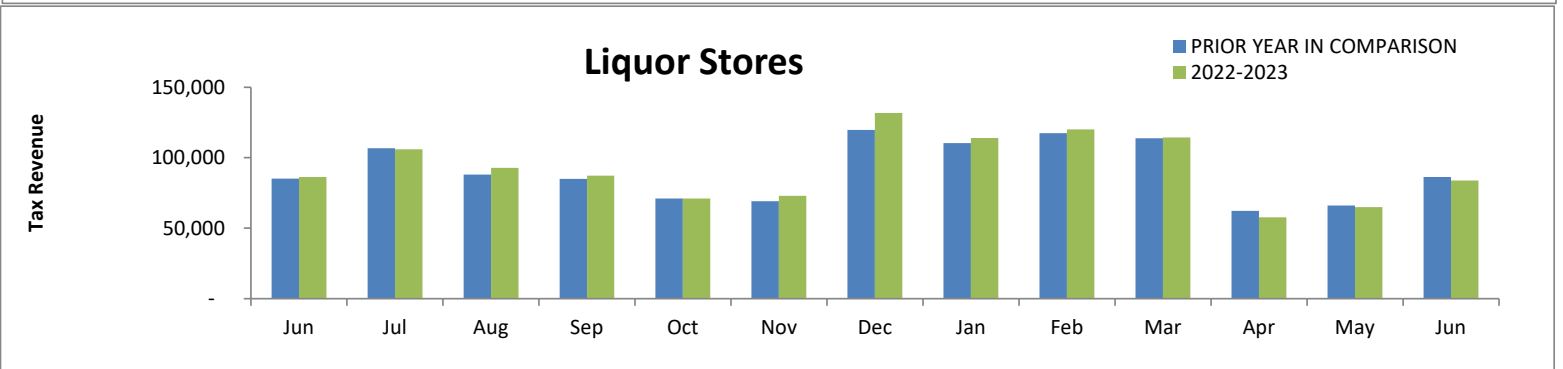
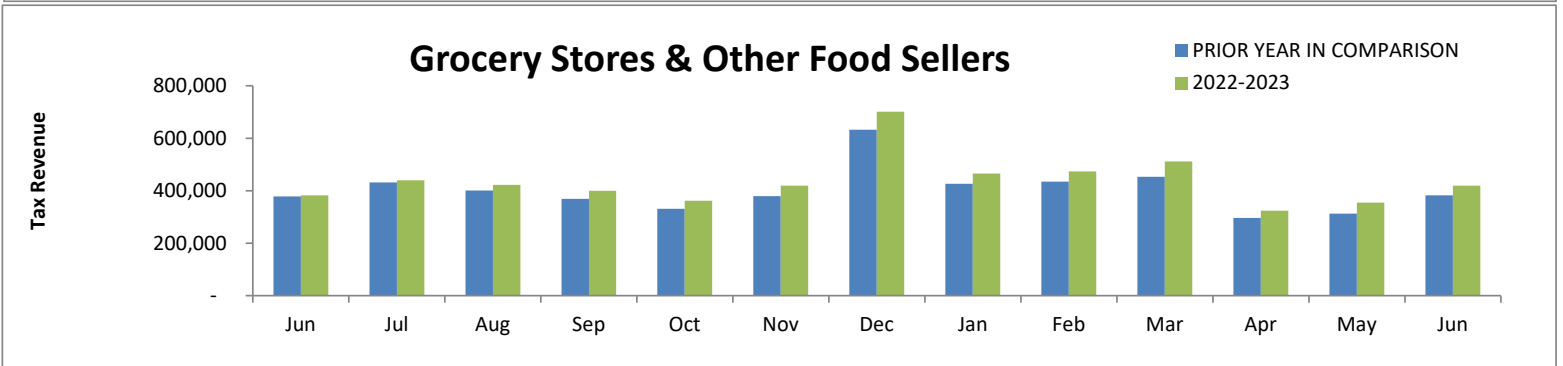
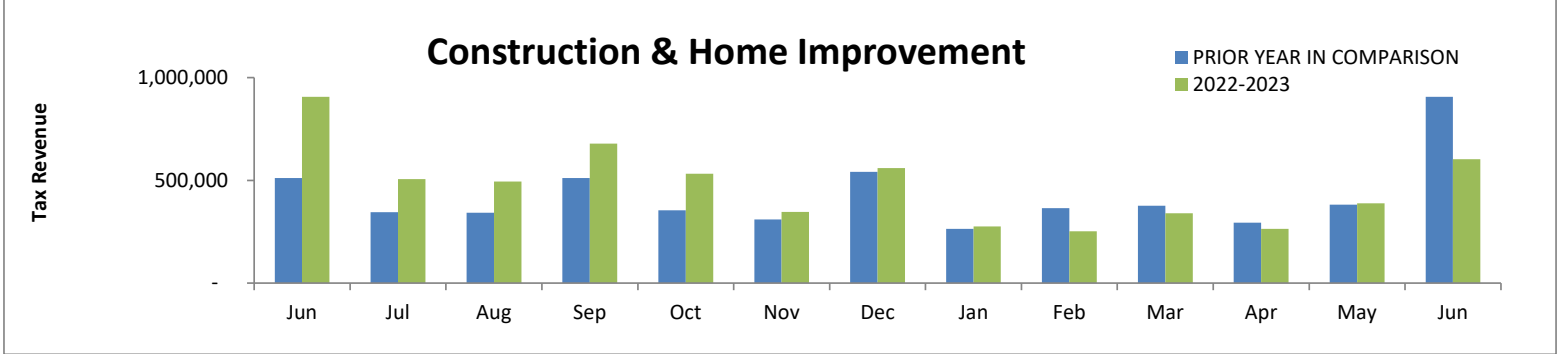


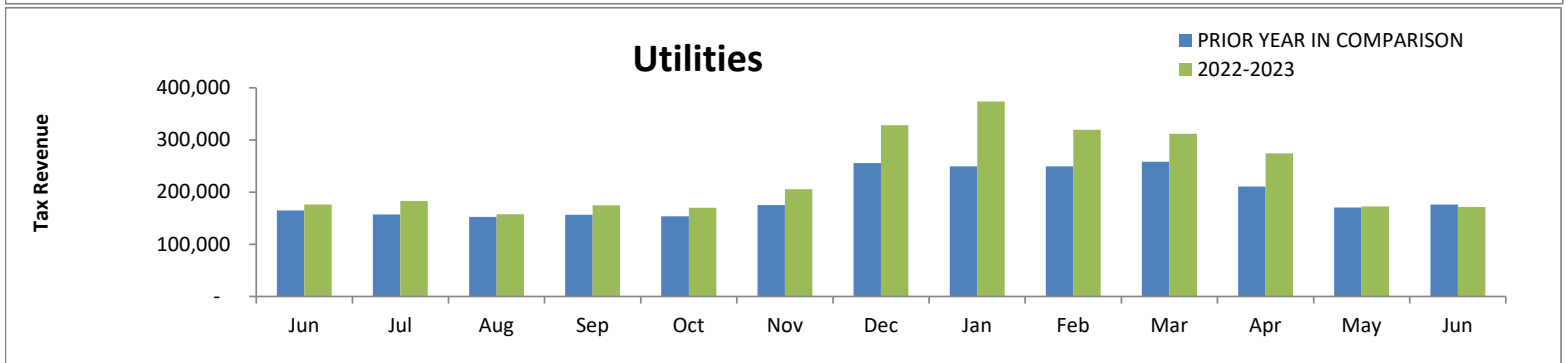
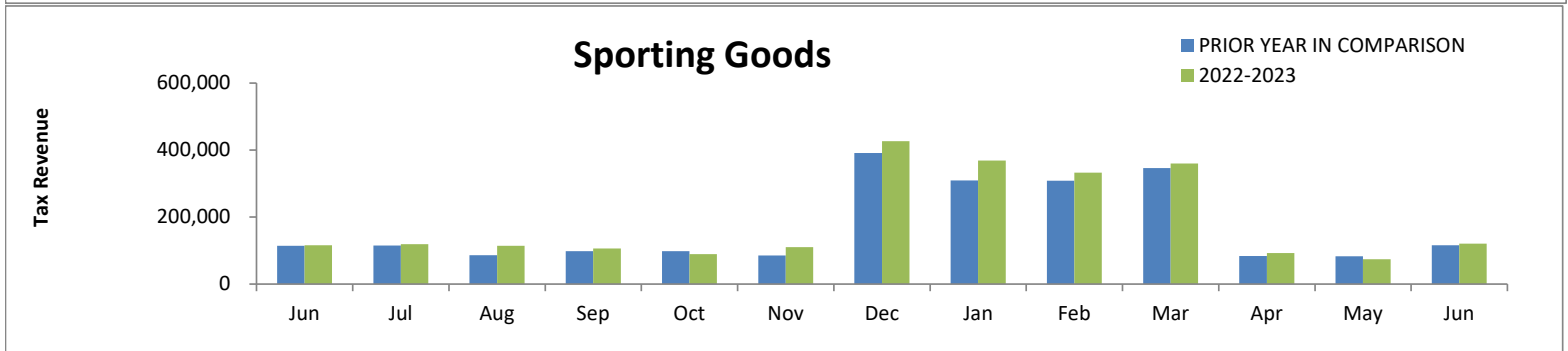
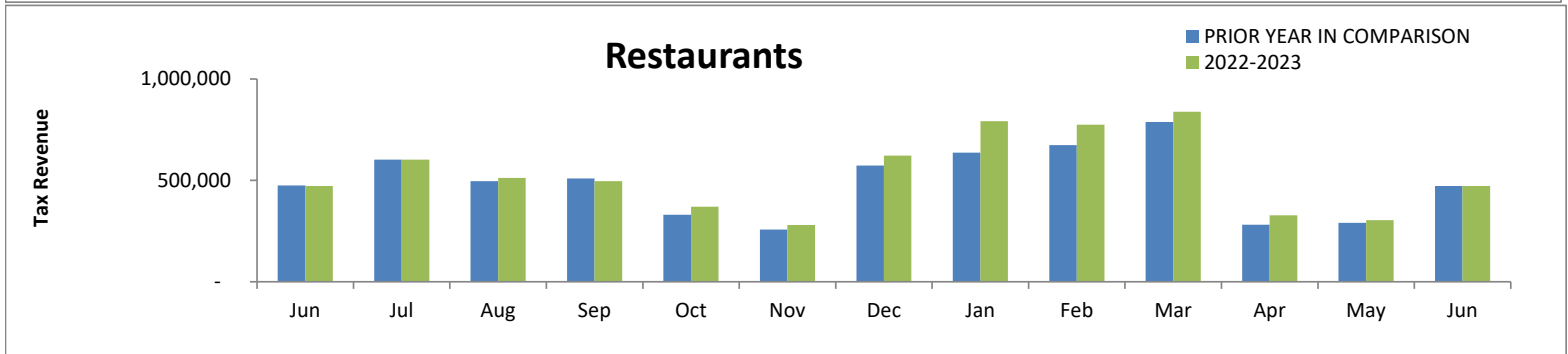
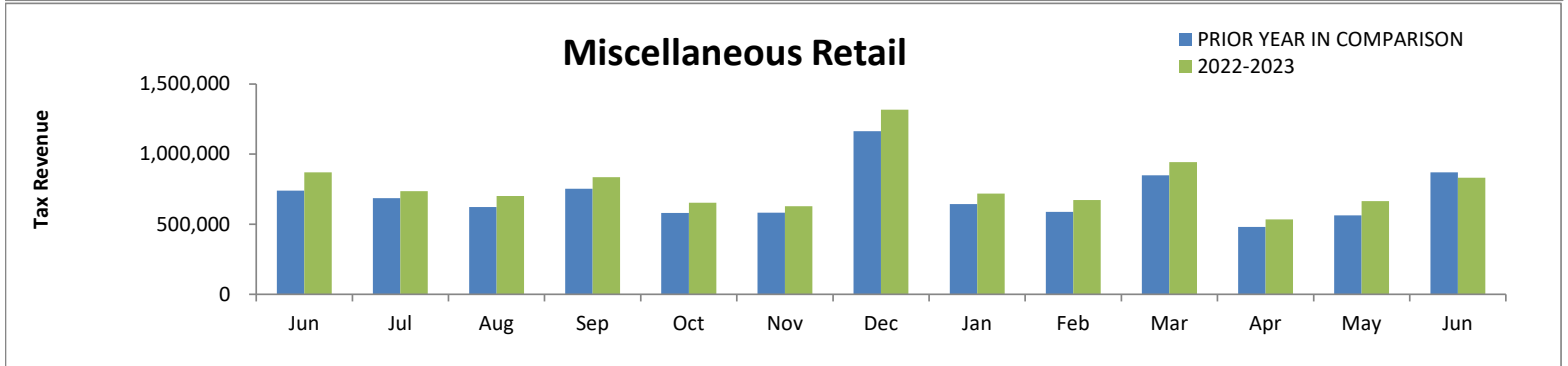
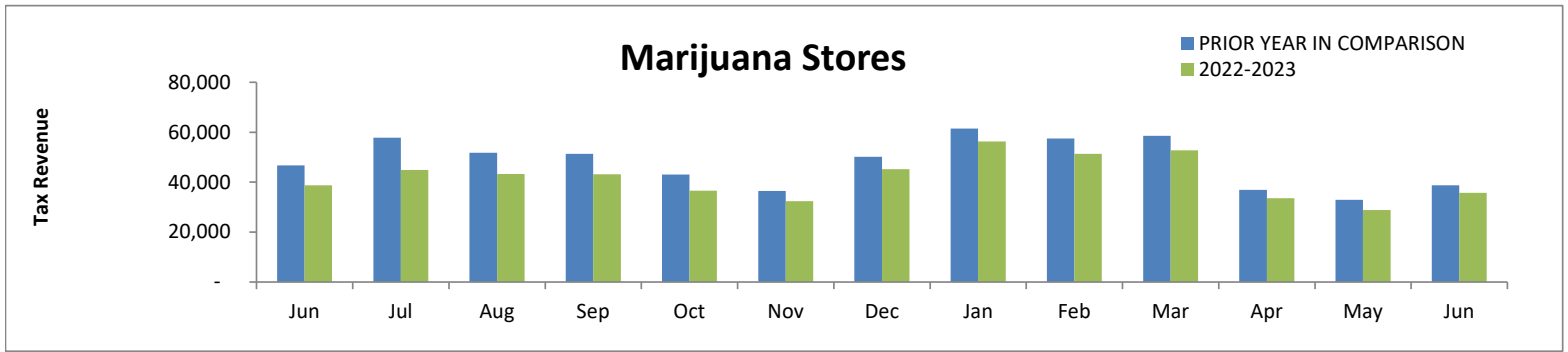
## June 2022 - June 2023



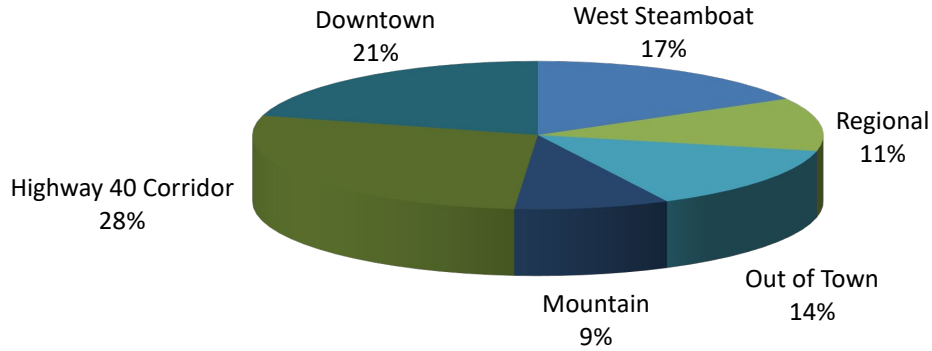
### June Comparison by Category

	2023	2022	% change
<b>Construction &amp; Home Improvement</b>	603,271	906,189	-33.43%
<b>Grocery Stores &amp; Other Food Sellers</b>	418,931	381,814	9.72%
<b>Liquor Stores</b>	83,812	86,364	-2.95%
<b>Lodging &amp; Amenities</b>	393,364	453,158	-13.19%
<b>Marijuana</b>	35,765	38,742	-7.69%
<b>Miscellaneous Retail</b>	831,244	870,349	-4.49%
<b>Restaurants</b>	471,928	472,813	-0.19%
<b>Sporting Goods</b>	120,901	115,772	4.43%
<b>Utilities</b>	171,729	176,170	-2.52%

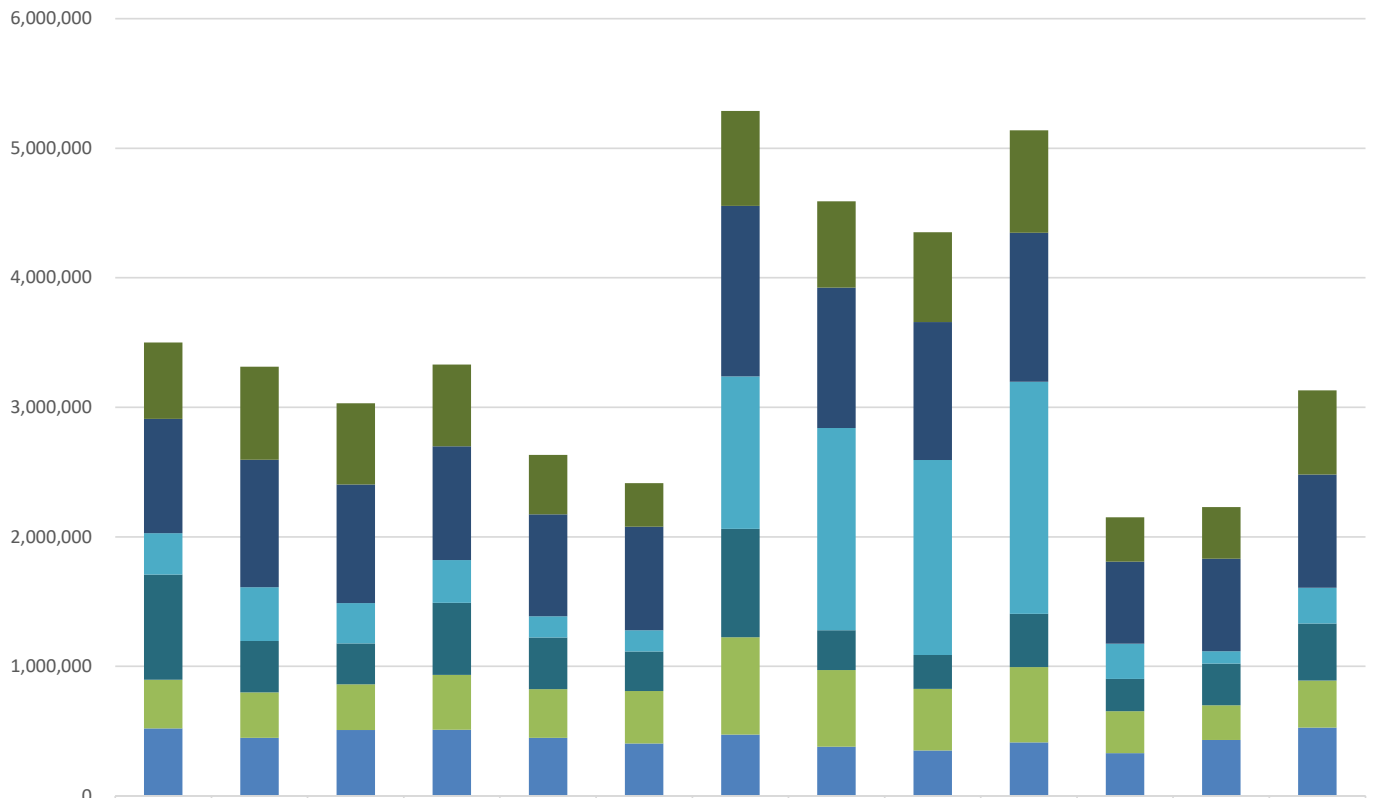




## June 2023 Sales Tax By Area



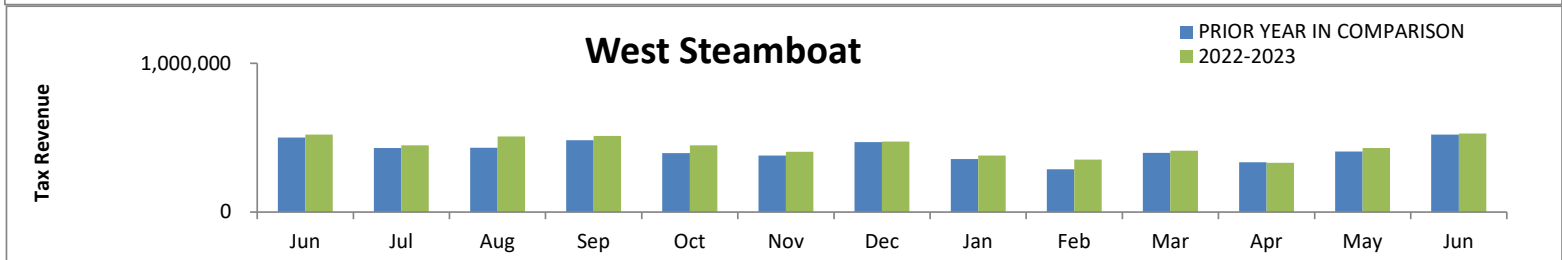
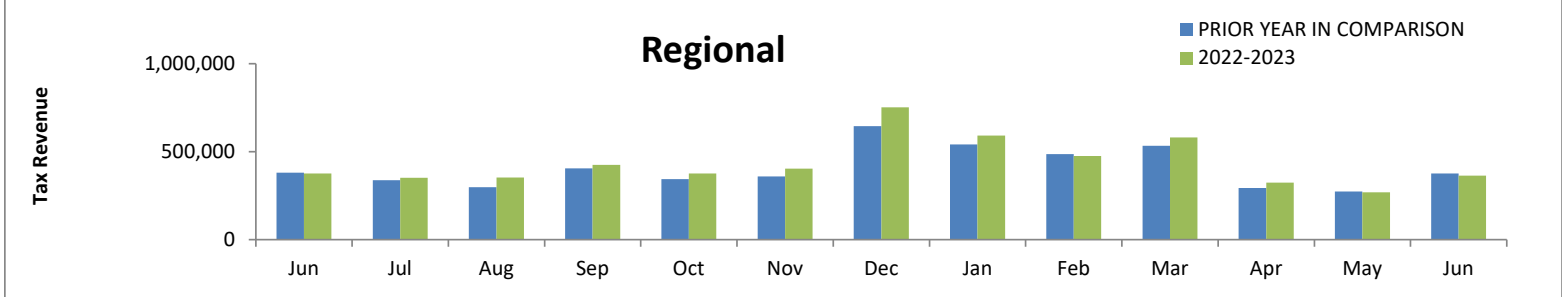
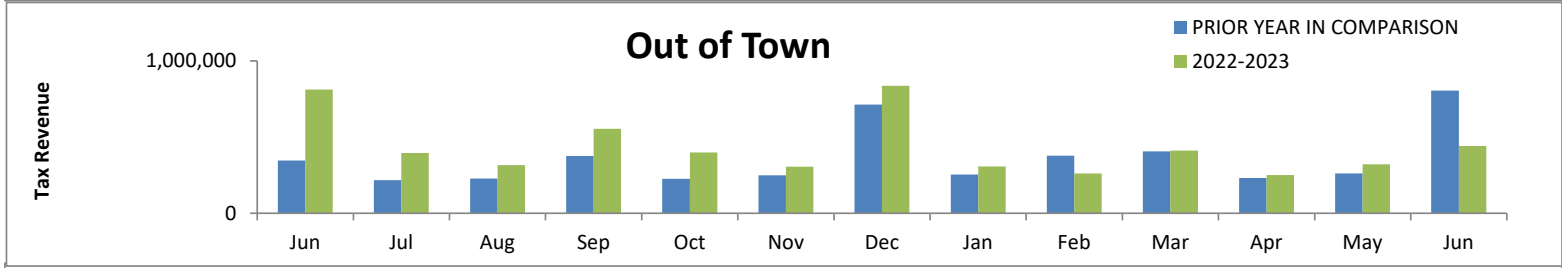
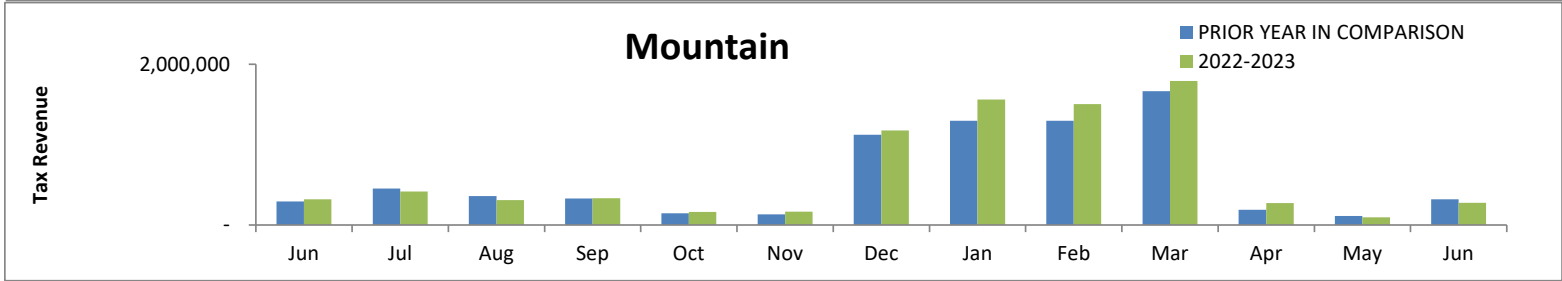
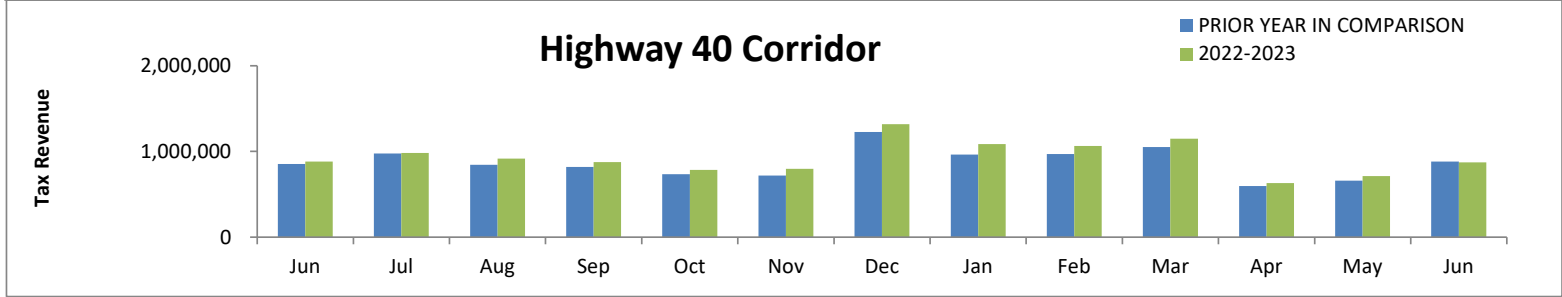
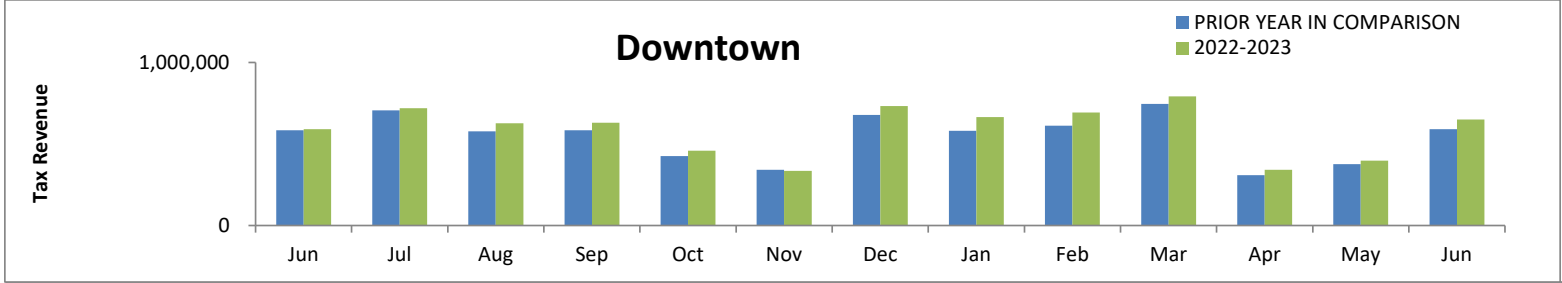
## June 2022 - June 2023



	Jun-22	Jul-22	Aug-22	Sep-22	Oct-22	Nov-22	Dec-22	Jan-23	Feb-23	Mar-23	Apr-23	May-23	Jun-23
Downtown	590,293	719,716	626,741	630,506	458,926	335,952	732,878	664,673	693,162	792,353	341,491	397,391	650,410
Highway 40 Corridor	882,726	982,881	915,642	877,395	785,560	797,762	1,316,829	1,085,372	1,065,201	1,149,283	632,113	713,864	873,871
Mountain	318,681	415,995	309,954	331,624	163,960	164,430	1,175,494	1,560,104	1,504,451	1,791,765	272,124	95,797	274,697
Out of Town	812,764	396,340	316,505	554,388	398,865	305,819	836,344	307,567	261,328	411,695	250,492	321,427	441,161
Regional	376,034	351,020	353,018	424,621	376,133	403,754	751,604	591,504	474,953	580,679	323,340	269,699	363,272
West Steamboat	520,874	448,311	508,937	510,977	449,181	406,014	474,516	380,334	352,158	413,181	330,490	431,305	527,534

### June Comparison by Area

Area	2023	2022	% change
<b>Downtown</b>	\$650,410	\$590,326	10.18%
<b>Highway 40 Corridor</b>	\$873,871	\$882,726	-1.00%
<b>Mountain</b>	\$274,697	\$318,681	-13.80%
<b>Out of Town</b>	\$441,161	\$812,764	-45.72%
<b>Regional</b>	\$363,272	\$376,034	-3.39%
<b>West Steamboat</b>	\$527,534	\$520,874	1.28%



# Accommodation Tax (1%)

June 2023 accommodation tax collections decreased by -14.30% compared to June 2022.  
 Year-to-date accommodation tax collections are 5.43% higher than those of 2022 year-to-date.

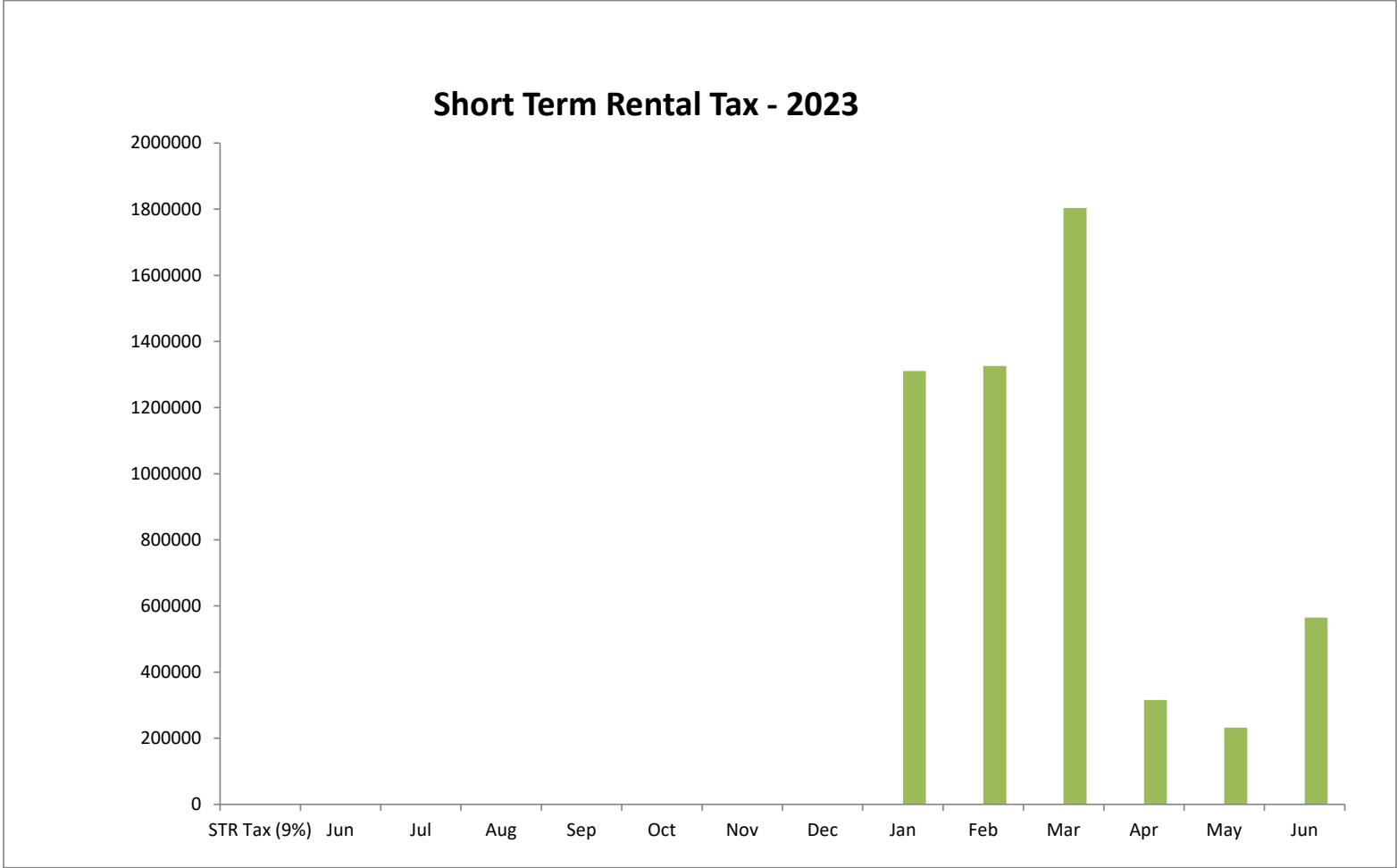
Accommodation Tax June 2023	Accommodation Tax June 2022	% increase/decrease over last June
\$93,511	\$109,113	-14.30%
Accommodation Tax 2023 YTD	Accommodation Tax 2022 YTD	% increase/decrease over prior Year to Date
\$1,262,004	\$1,196,954	5.43%



# Short Term Rental Tax (9%)

June 2023 Short term rental tax collections are \$564,579  
 Year-to-date Short term rental tax collections are \$5,552,333

	<b>Short Term Rental Tax June 2023</b>	
	\$564,579	
	<b>Short Term Rental Tax 2023 YTD</b>	
	\$5,552,333	

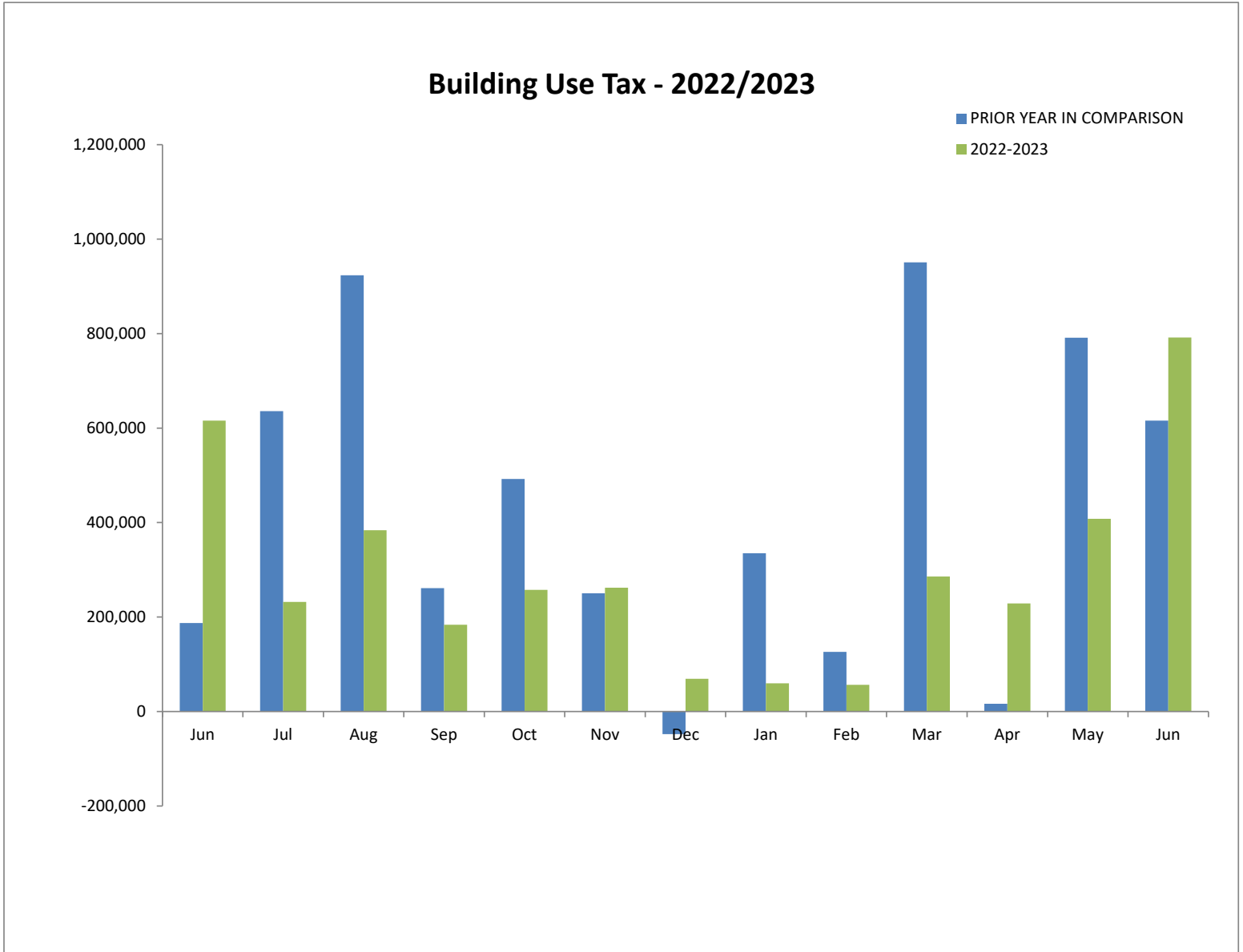




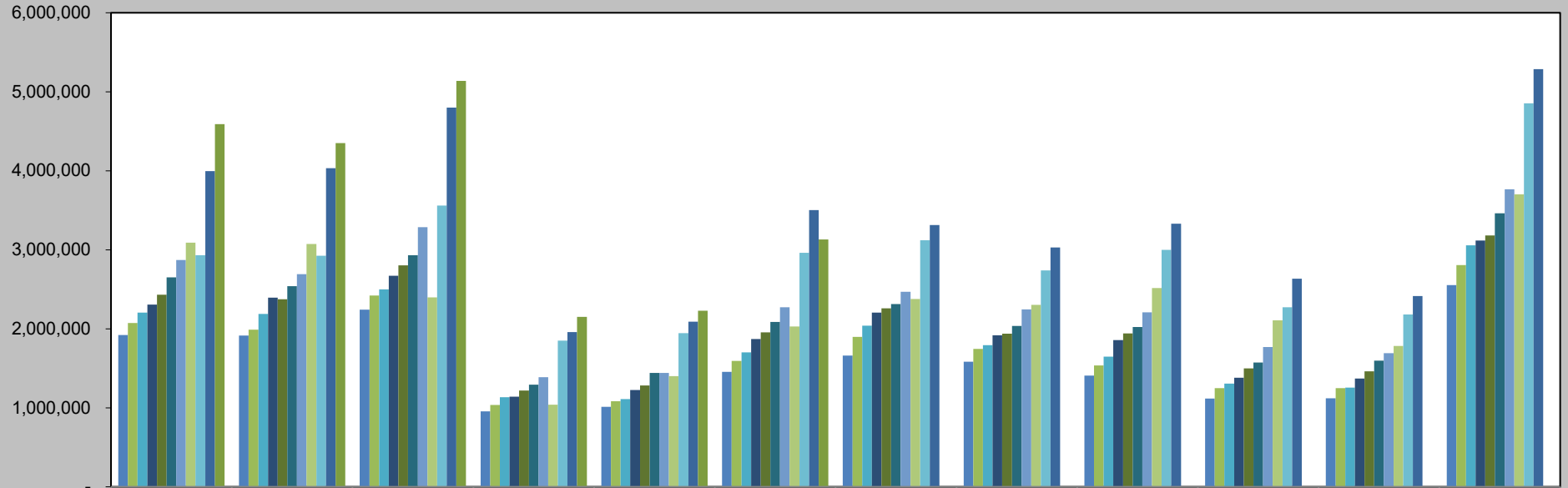
# Building Use Tax

June 2023 building use tax collections increased by 29% compared to June 2022.  
 Year-to-date building use tax collections are -35% less than those of 2022 year-to-date.

Building Use Tax June 2023	Building Use Tax June 2022	% increase/decrease over last June
\$791,832	\$615,837	29%
Building Use Tax 2023 YTD	Building Use Tax 2022 YTD	% increase/decrease over prior Year to Date
\$1,830,436	\$2,835,672	-35%

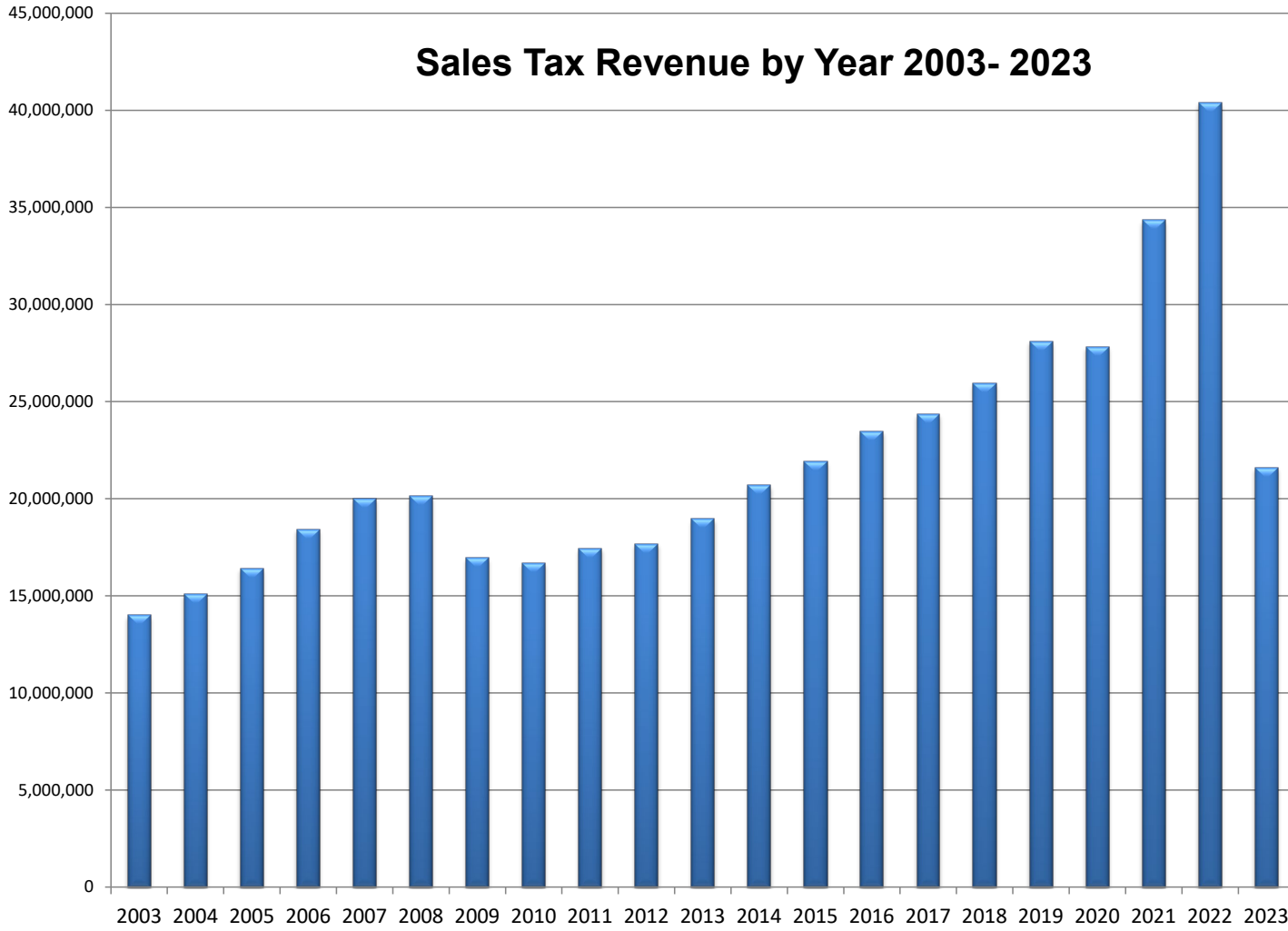


## Historical Sales Tax Data Sales Tax Totals - 2013 to 2023



	January	February	March	April	May	June	July	August	September	October	November	December
■ 2013	1,920,008	1,916,087	2,241,988	955,334	1,013,860	1,454,259	1,662,143	1,584,036	1,408,670	1,117,302	1,119,933	2,553,172
■ 2014	2,073,967	1,988,173	2,421,916	1,035,246	1,082,684	1,595,081	1,897,059	1,745,649	1,535,397	1,250,297	1,249,956	2,806,433
■ 2015	2,204,322	2,187,596	2,497,460	1,134,460	1,111,409	1,700,528	2,040,035	1,792,976	1,648,703	1,307,561	1,254,003	3,055,313
■ 2016	2,305,775	2,393,000	2,671,103	1,141,125	1,223,726	1,871,800	2,204,231	1,918,210	1,855,635	1,382,240	1,370,958	3,118,237
■ 2017	2,430,231	2,373,347	2,803,058	1,218,567	1,281,120	1,953,542	2,259,696	1,937,883	1,942,483	1,497,357	1,462,499	3,181,016
■ 2018	2,649,692	2,538,136	2,931,285	1,294,405	1,441,447	2,085,591	2,314,816	2,036,475	2,022,628	1,572,427	1,597,749	3,462,942
■ 2019	2,870,943	2,691,337	3,285,602	1,387,513	1,443,024	2,273,131	2,469,731	2,244,153	2,207,548	1,770,775	1,692,824	3,767,428
■ 2020	3,091,739	3,074,825	2,396,367	1,039,312	1,399,699	2,029,674	2,378,369	2,303,543	2,514,657	2,105,727	1,781,409	3,703,300
■ 2021	2,930,583	2,925,500	3,559,310	1,851,776	1,946,264	2,960,970	3,121,215	2,739,475	2,998,553	2,273,432	2,180,583	4,854,825
■ 2022	3,995,593	4,033,116	4,800,010	1,957,415	2,089,941	3,501,373	3,314,263	3,030,798	3,329,511	2,632,625	2,413,732	5,287,666
■ 2023	4,589,554	4,351,252	5,138,956	2,150,049	2,229,483	3,130,944						

## Sales Tax Revenue by Year 2003- 2023



Totals by Year	
<b>2003</b>	\$ 13,994,753
<b>2004</b>	\$ 15,079,016
<b>2005</b>	\$ 16,415,430
<b>2006</b>	\$ 18,424,836
<b>2007</b>	\$ 19,999,226
<b>2008</b>	\$ 20,120,068
<b>2009</b>	\$ 16,938,409
<b>2010</b>	\$ 16,678,111
<b>2011</b>	\$ 17,416,427
<b>2012</b>	\$ 17,662,894
<b>2013</b>	\$ 18,946,792
<b>2014</b>	\$ 20,681,858
<b>2015</b>	\$ 21,934,367
<b>2016</b>	\$ 23,456,040
<b>2017</b>	\$ 24,340,799
<b>2018</b>	\$ 25,947,592
<b>2019</b>	\$ 28,104,009
<b>2020</b>	\$ 27,818,620
<b>2021</b>	\$ 34,342,486
<b>2022</b>	\$ 40,386,041
<b>2023</b>	\$ 21,590,241

\* 2023 total is year-to-date through June