



February 2007 Sales, Use, and Accommodation Tax Report

The City of Steamboat Springs Sales, Use, and Accommodation Tax Report examines tax collections for the month of February 2007.

Sales Tax

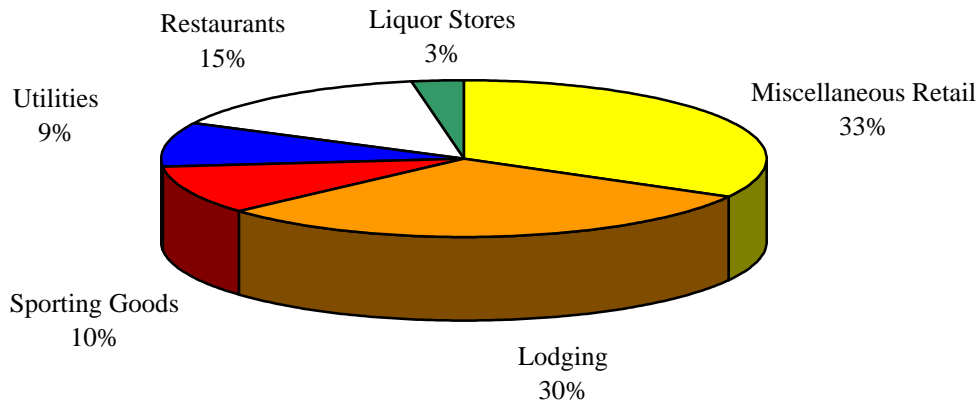
February 2007 sales tax collections increased 9.08% from sales tax collections for the month of February 2006. General Fund sales tax collections increased 5.79% and Steamboat Springs Redevelopment Authority sales tax collections increased 142.46% for the month of February 2007 compared to February 2006.

Year-to-date total sales tax collections increased 10.87%. General Fund sales tax collections increased 7.84% and Steamboat Springs Redevelopment Authority sales tax collections increased 107.79%.

TOTAL Sales Tax Feb 2007	TOTAL Sales Tax Feb 2006	% Inc/Dec	General Fund Sales Tax Feb 2007	General Fund Sales Tax Feb 2006	% Inc/Dec	SSRA Sales Tax Feb 2007	SSRA Sales Tax Feb 2006	% Inc/Dec
\$2,030,517	\$1,861,435	9.08%	\$1,921,658	\$1,816,537	5.79%	\$108,859	\$44,898	142.46%

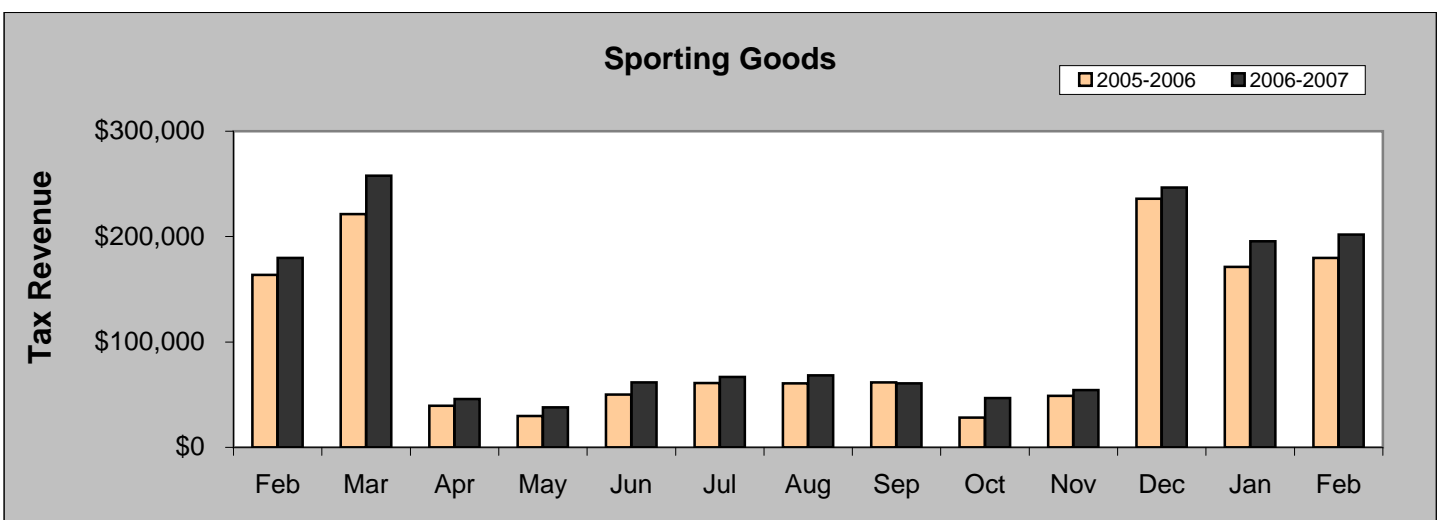
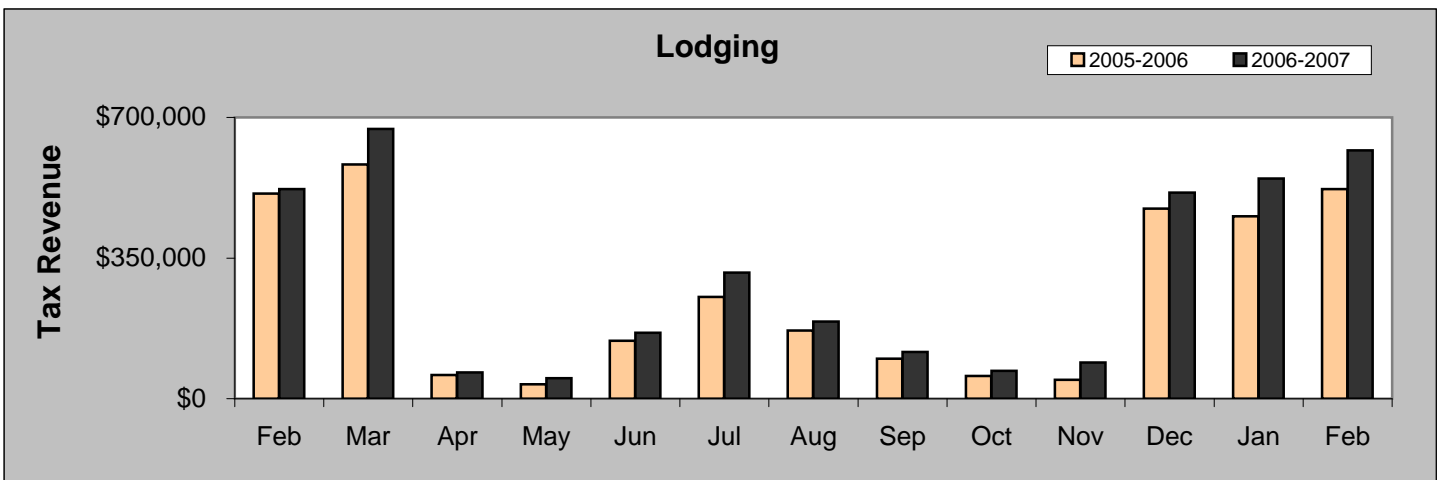
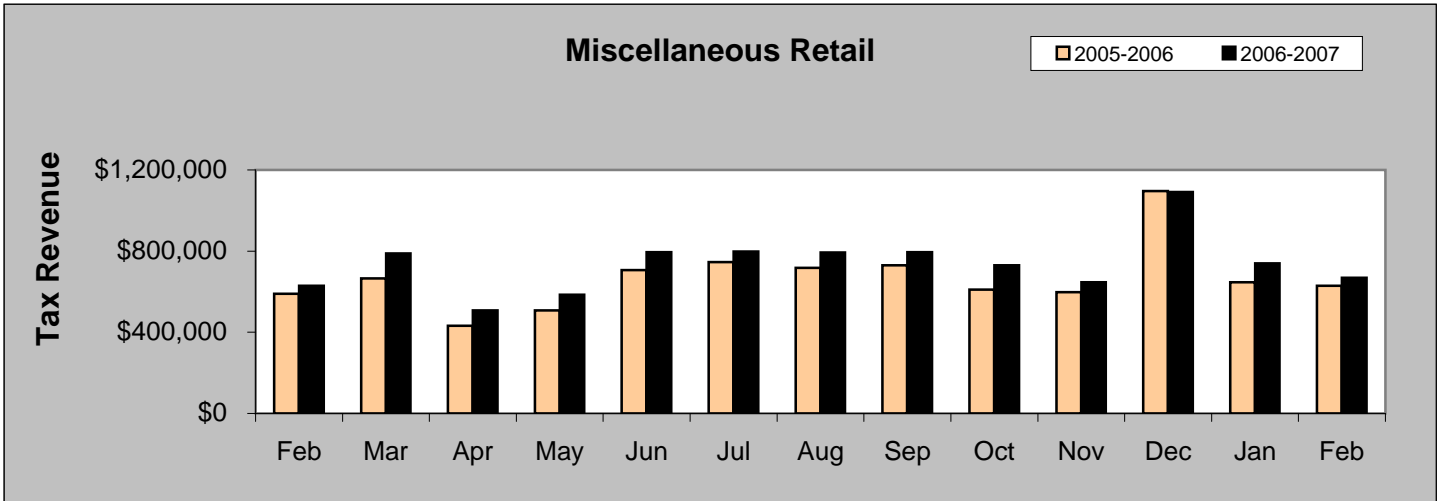
TOTAL Sales Tax Year-to-date	TOTAL Sales Tax Jan-Feb 2006	% Inc/Dec	General Fund Sales Tax Year-to-date	General Fund Sales Tax Jan-Feb 2006	% Inc/Dec	SSRA Sales Tax Year-to-date	SSRA Sales Tax Jan-Feb 2006	% Inc/Dec
\$4,072,241	\$3,672,848	10.87%	\$3,840,540	\$3,561,343	7.84%	\$231,701	\$111,505	107.79%

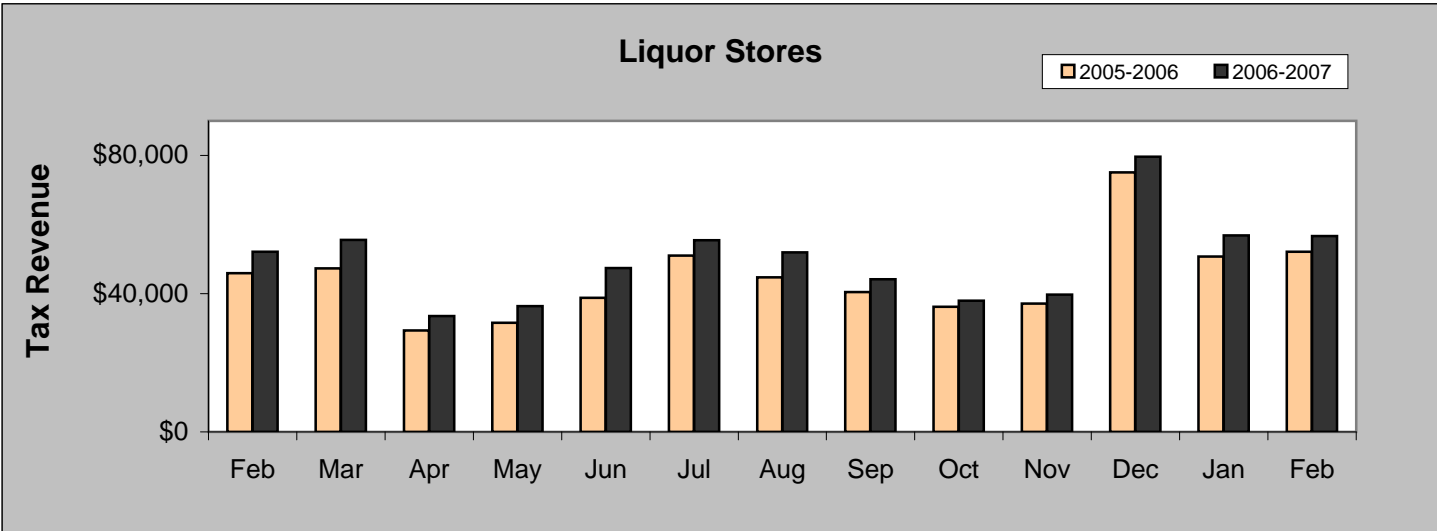
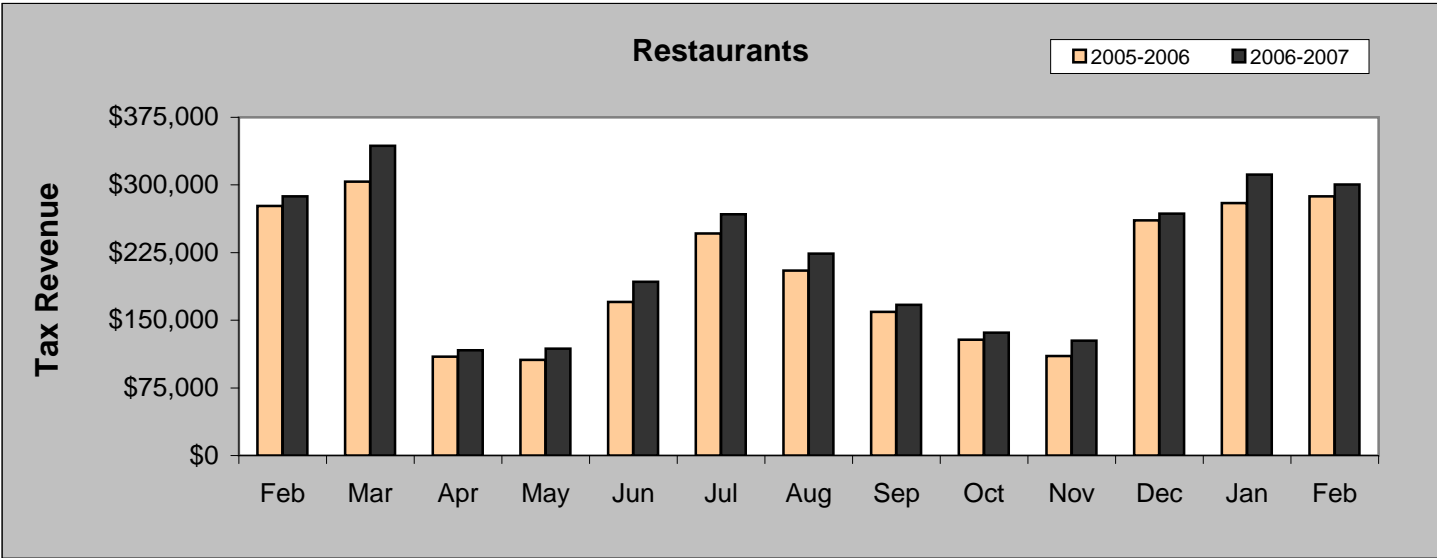
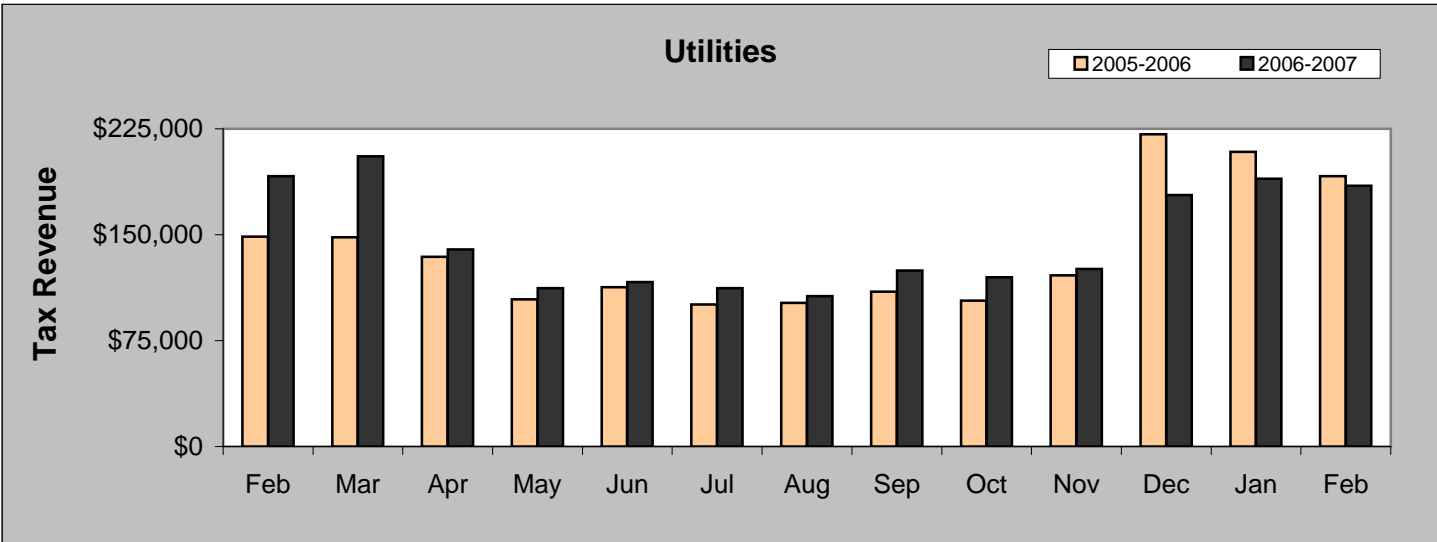
February 2007 Sales Categories



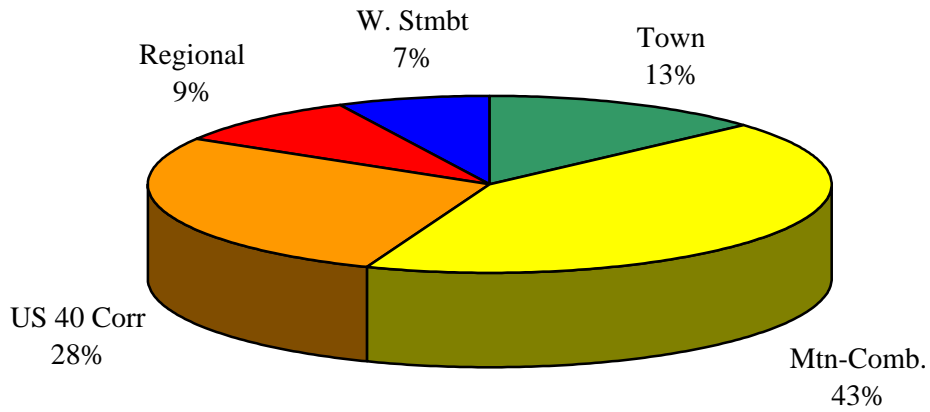
FEBRUARY COMPARISON BY CATEGORY

	2006	2007	%
Miscellaneous Retail	\$629,400	\$668,500	6.21%
Lodging	\$521,483	\$618,065	18.52%
Sporting Goods	\$179,889	\$202,034	12.31%
Utilities	\$191,353	\$184,707	-3.47%
Restaurants	\$287,335	\$300,547	4.60%
Liquor Stores	\$52,098	\$56,663	8.76%

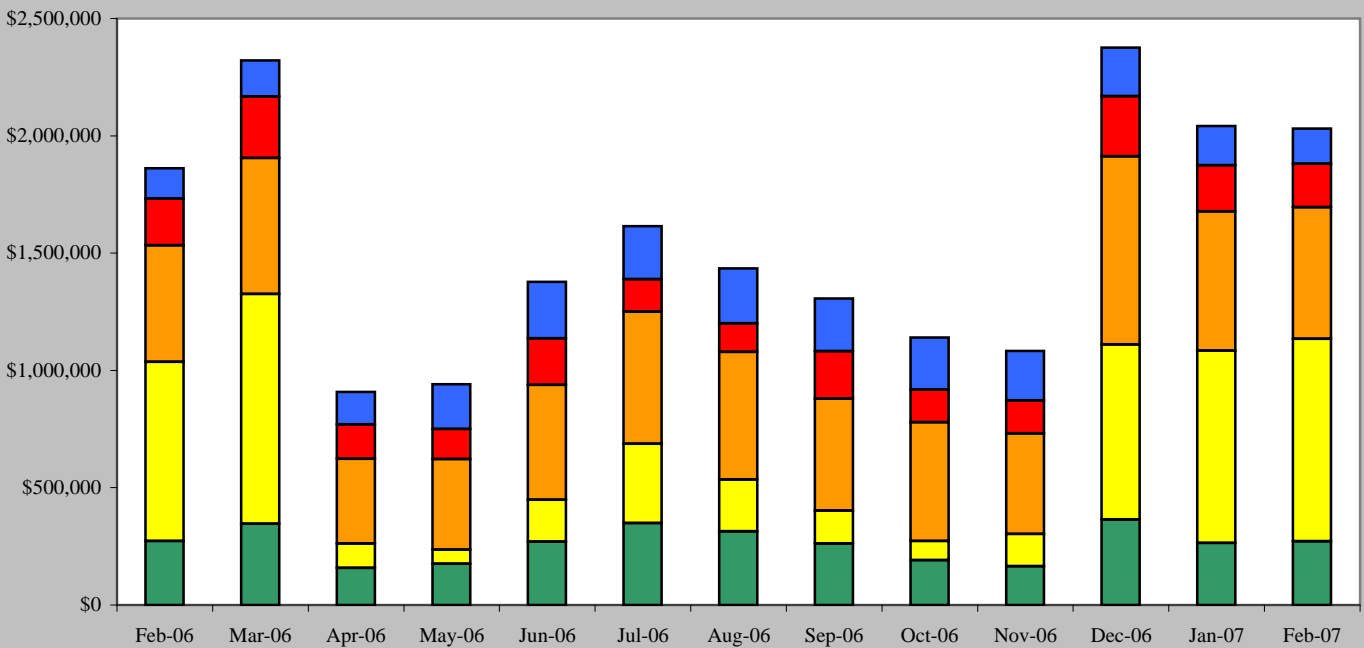




February 2007 Sales Tax By Area



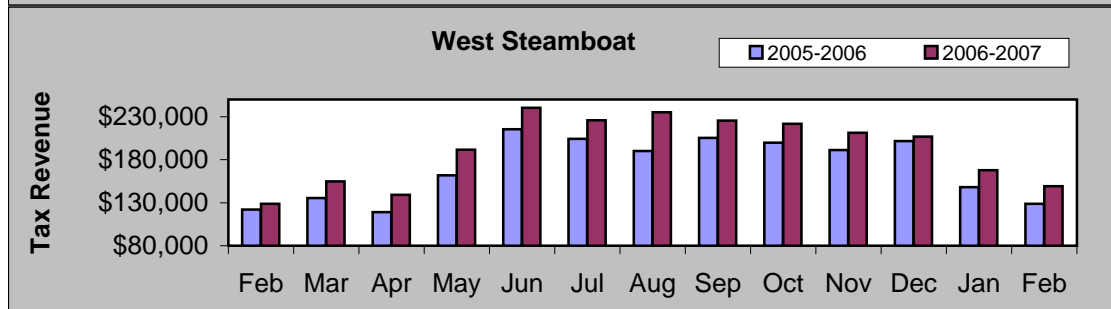
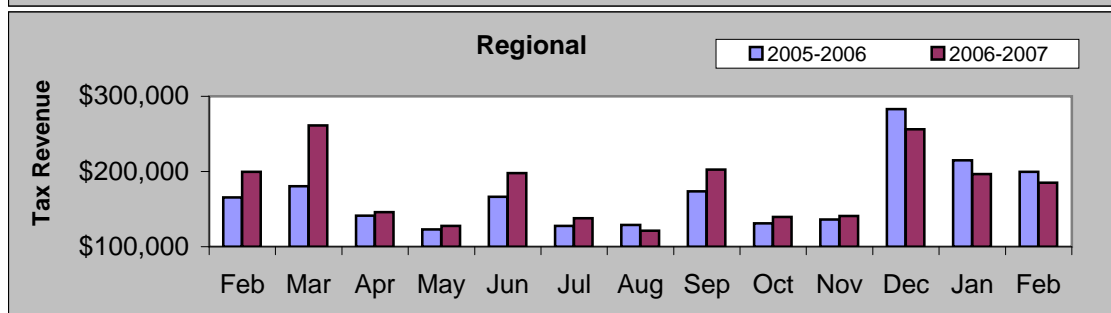
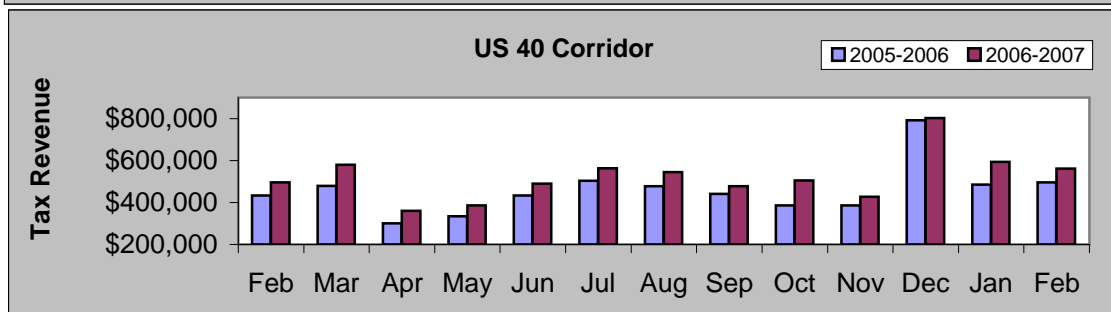
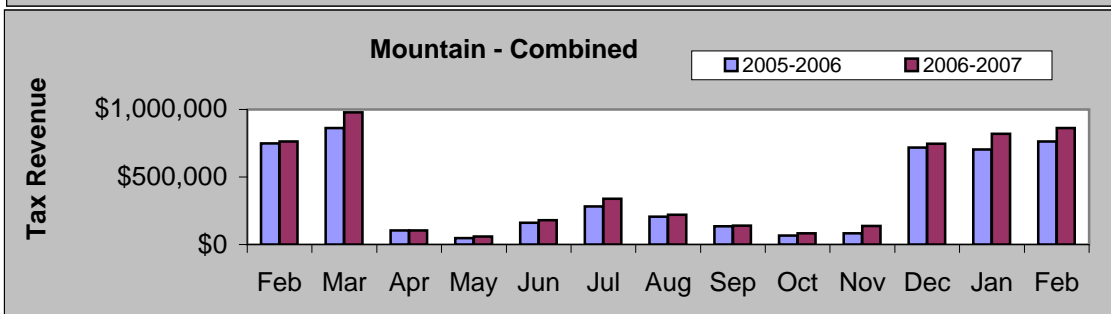
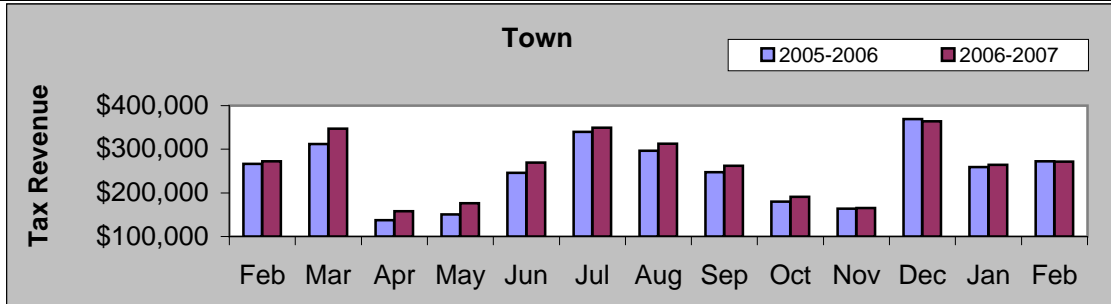
February 2006 - February 2007



	Feb-06	Mar-06	Apr-06	May-06	Jun-06	Jul-06	Aug-06	Sep-06	Oct-06	Nov-06	Dec-06	Jan-07	Feb-07
■ W. Stmbt	\$128,858	\$154,904	\$139,245	\$191,652	\$240,466	\$225,910	\$235,036	\$225,419	\$221,550	\$211,423	\$206,703	\$167,703	\$149,363
■ Regional	\$199,641	\$261,315	\$146,065	\$127,562	\$198,026	\$137,743	\$121,451	\$202,619	\$139,503	\$140,953	\$256,200	\$196,441	\$185,169
■ US 40 Corr	\$496,495	\$579,709	\$360,856	\$386,084	\$489,697	\$563,620	\$544,048	\$476,919	\$505,558	\$427,832	\$802,047	\$593,574	\$561,047
■ Mtn-Comb.	\$763,906	\$979,071	\$104,198	\$59,554	\$178,936	\$338,066	\$221,203	\$139,892	\$81,993	\$137,814	\$746,967	\$819,516	\$863,123
■ Town	\$272,660	\$346,929	\$158,172	\$176,565	\$269,733	\$349,186	\$313,038	\$262,401	\$191,062	\$165,065	\$363,713	\$264,490	\$271,815

FEBRUARY COMPARISON BY AREA

Area	2006	2007	%
Town	\$272,660	\$271,815	-0.31%
Mountain - Combined	\$763,906	\$863,123	12.99%
US 40 Corridor	\$496,495	\$561,047	13.00%
Regional	\$199,641	\$185,169	-7.25%
West Steamboat	\$128,858	\$149,363	15.91%

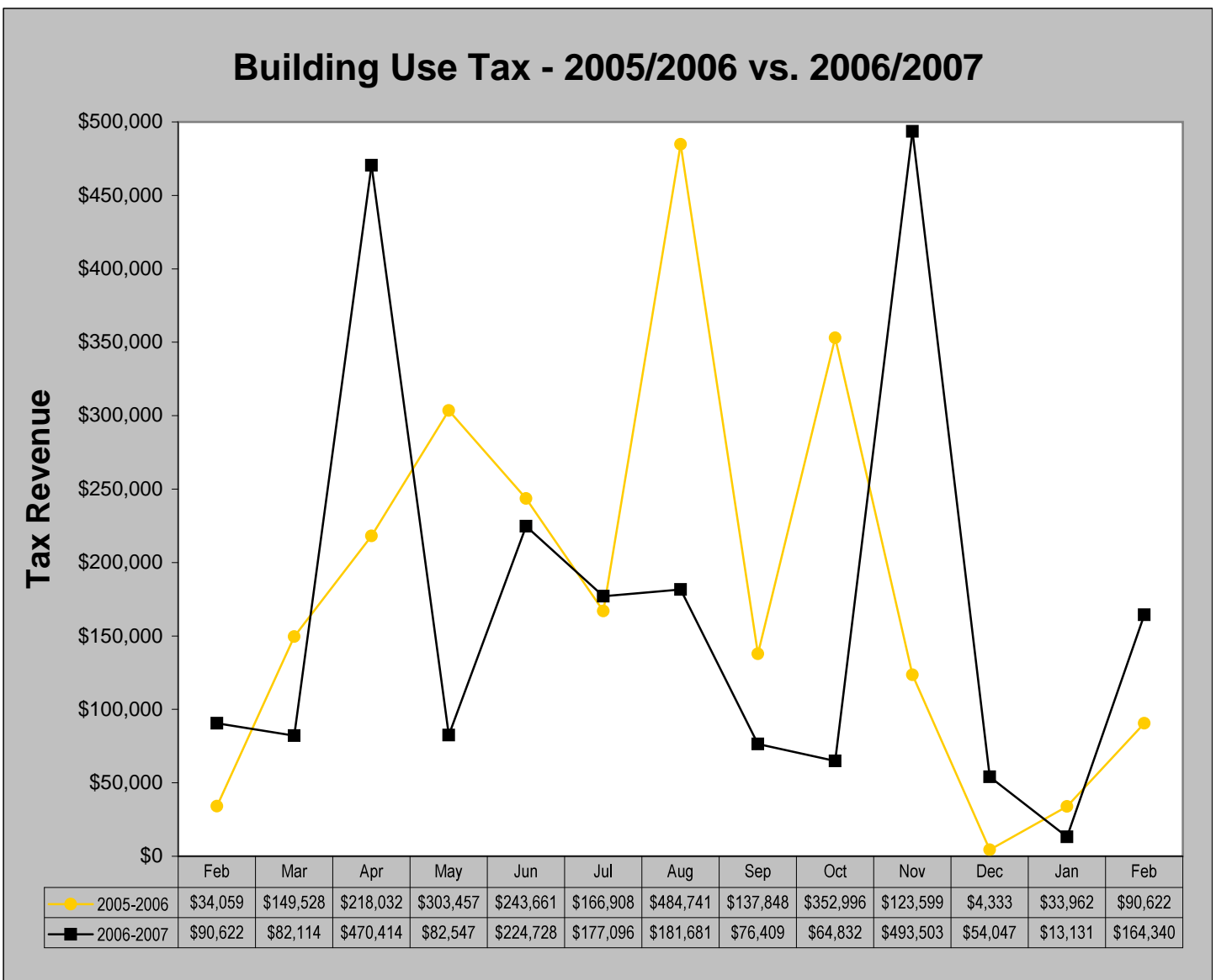


Building Use Tax

February 2007 Building Use Tax collections increased 81.35% from February 2006. Year-to-date, building use tax collections increased 42.45%.

February 2007 Building Use Tax	February 2006 Building Use Tax	% increase/decrease
\$164,340	\$90,622	81.35%

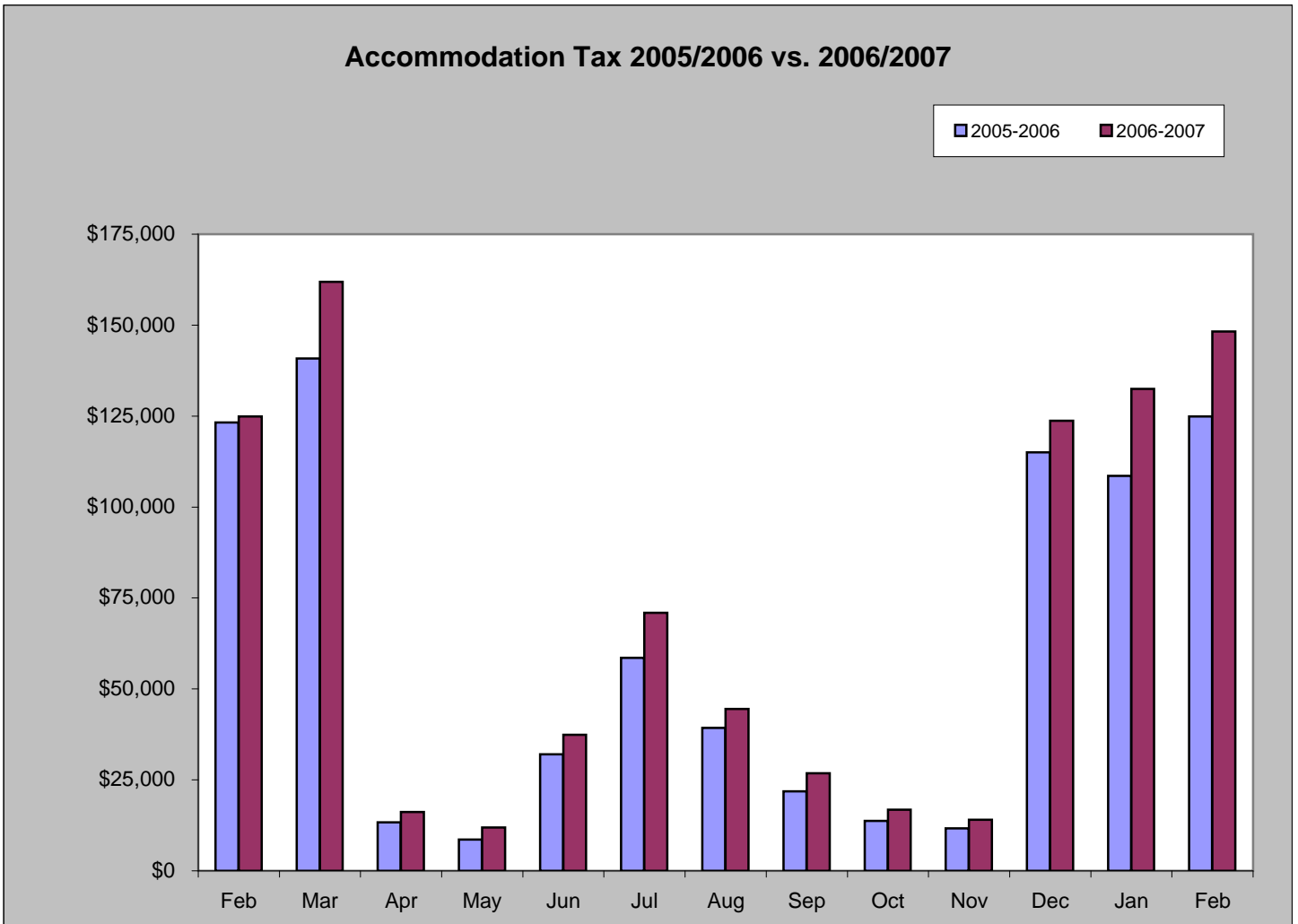
Building Use Tax Year-to-date	Building Use Tax January-February 2006	% increase/decrease
\$177,471	\$124,584	42.45%



Accommodation Tax

February 2007 accommodation tax increased 18.71% from February 2006.

February 2007 Accommodation Tax	February 2006 Accommodation Tax	% increase/decrease
\$148,256	\$124,891	18.71%



This document was created with Win2PDF available at <http://www.daneprairie.com>.
The unregistered version of Win2PDF is for evaluation or non-commercial use only.