



April 2007 Sales, Use, and Accommodation Tax Report

The City of Steamboat Springs Sales, Use, and Accommodation Tax Report examines tax collections for the month of April 2007.

Sales Tax

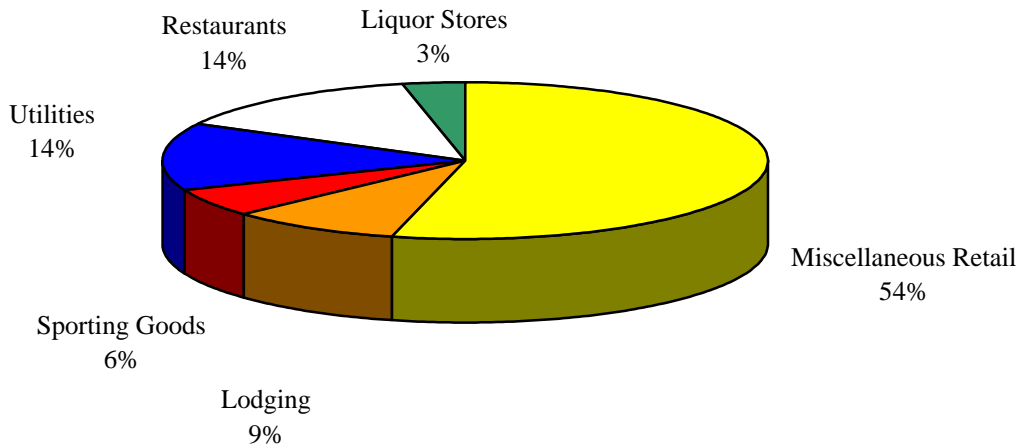
April 2007 sales tax collections increased 11.34% from sales tax collections for the month of April 2006. General Fund sales tax collections increased 6.86% and Steamboat Springs Redevelopment Authority sales tax collections increased 390.45% for the month of April 2007 compared to April 2006.

Year-to-date total sales tax collections increased 9%. General Fund sales tax collections increased 6.35% and Steamboat Springs Redevelopment Authority sales tax collections increased 80.90% year-to-date.

TOTAL Sales Tax Apr 2007	TOTAL Sales Tax Apr 2006	% Inc/Dec	General Fund Sales Tax Apr 2007	General Fund Sales Tax Apr 2006	% Inc/Dec	SSRA Sales Tax Apr 2007	SSRA Sales Tax Apr 2006	% Inc/Dec
\$1,011,529	\$908,535	11.34%	\$981,810	\$918,767	6.86%	\$29,719	-\$10,232	390.45%

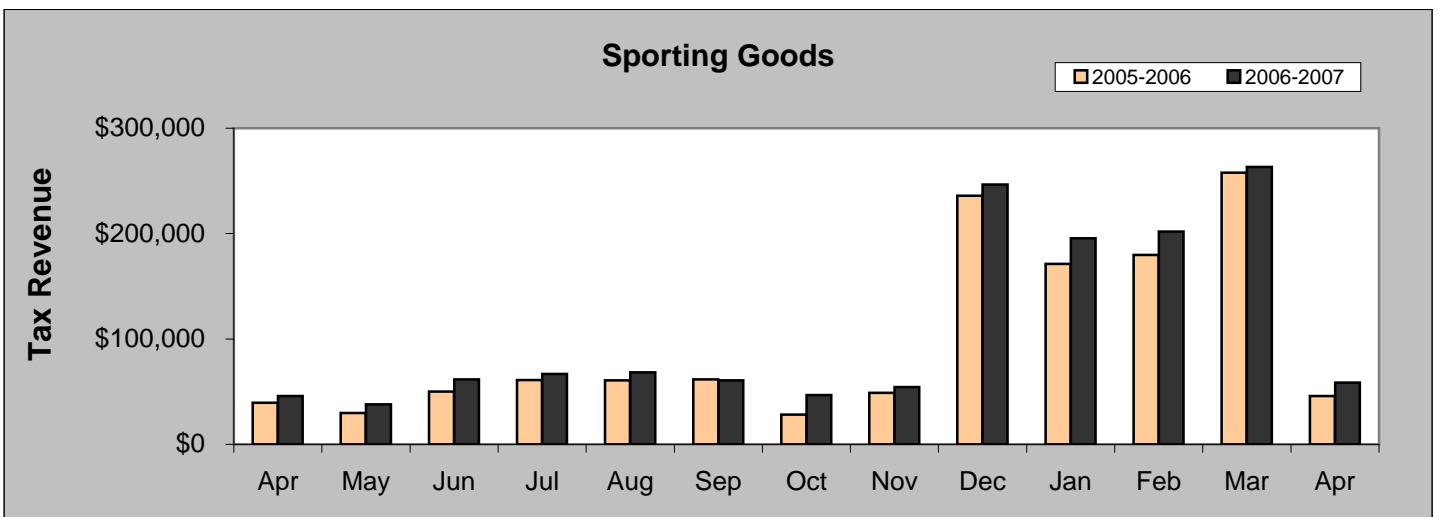
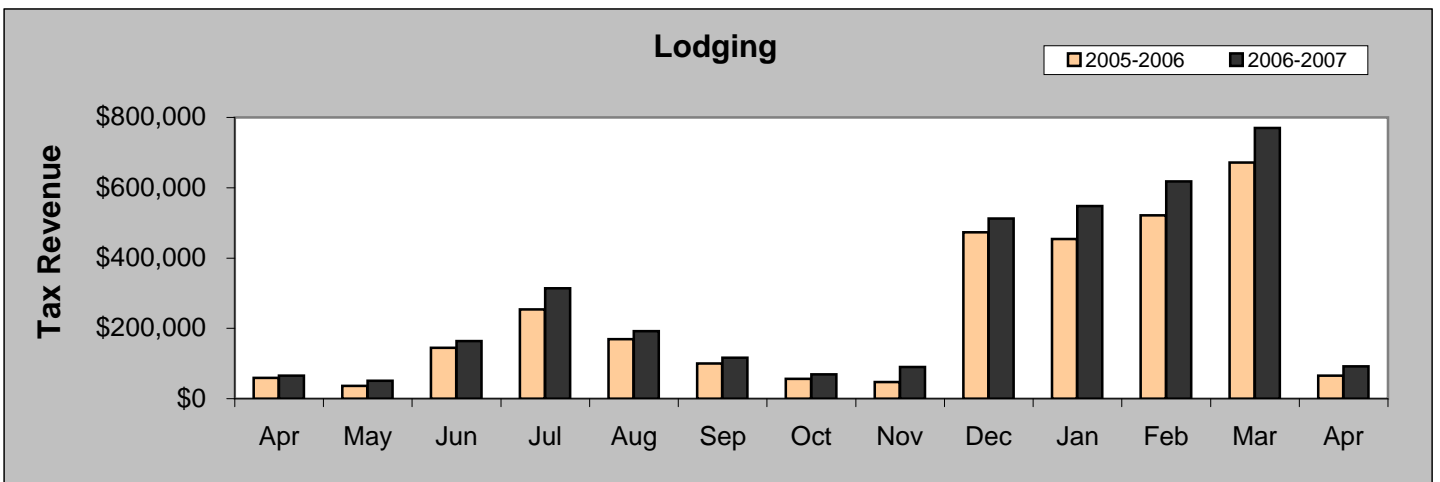
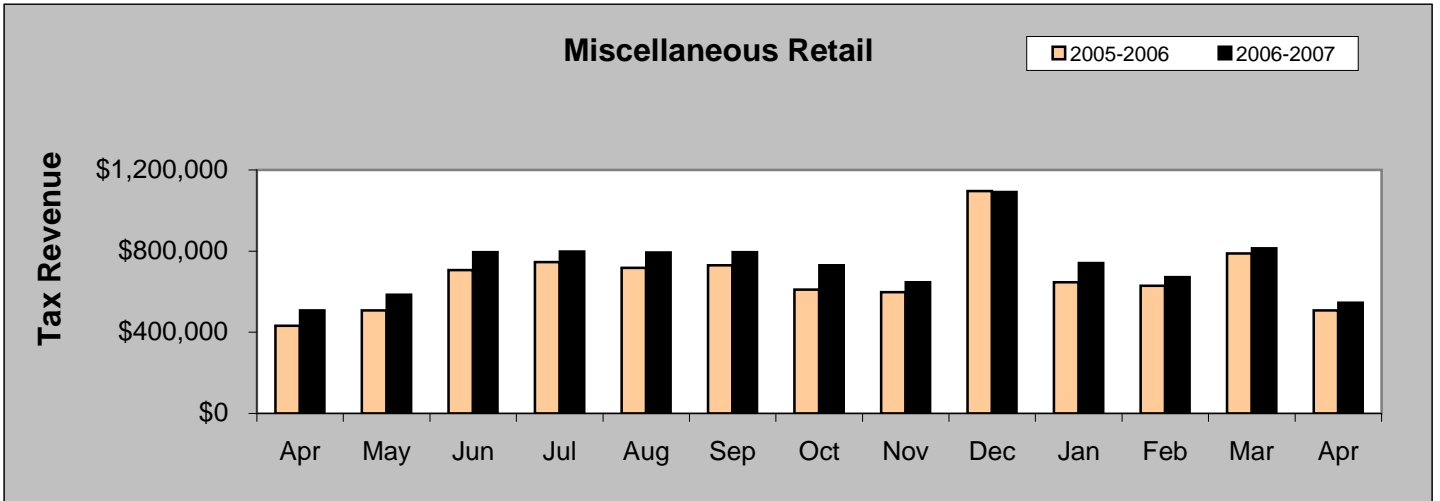
TOTAL Sales Tax Year-to-date	TOTAL Sales Tax Jan-Apr 2006	% Inc/Dec	General Fund Sales Tax Year-to-date	General Fund Sales Tax Jan-Apr '06	% Inc/Dec	SSRA Sales Tax Year-to-date	SSRA Sales Tax Jan-Apr '06	% Inc/Dec
\$7,524,778	\$6,903,311	9.00%	\$7,081,074	\$6,658,038	6.35%	\$443,704	\$245,273	80.90%

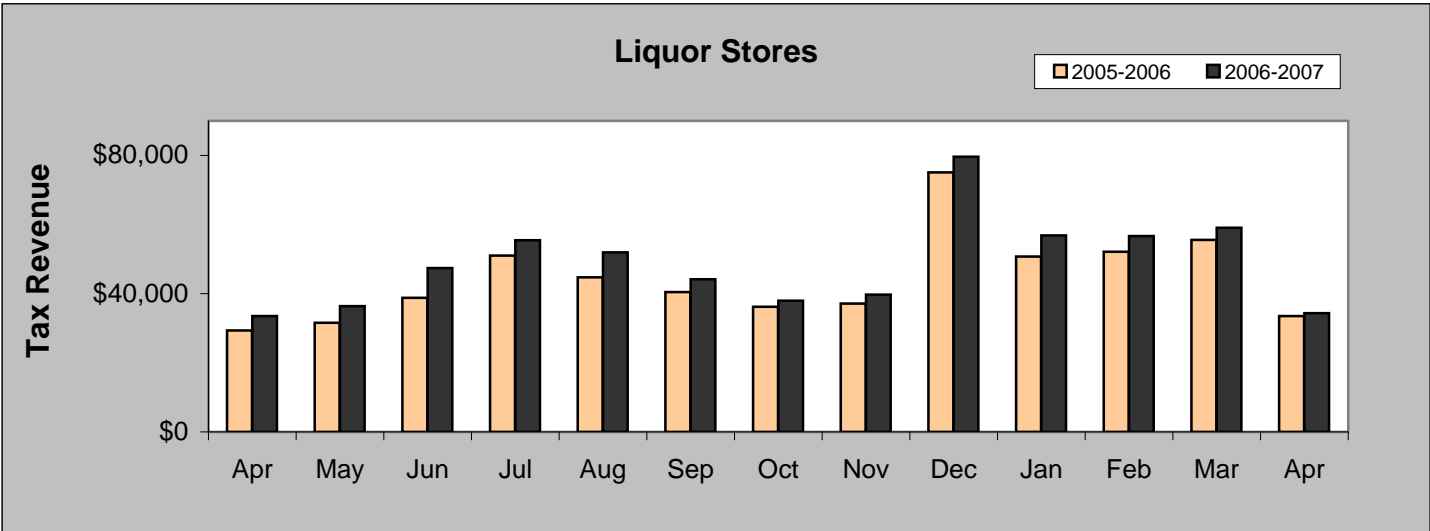
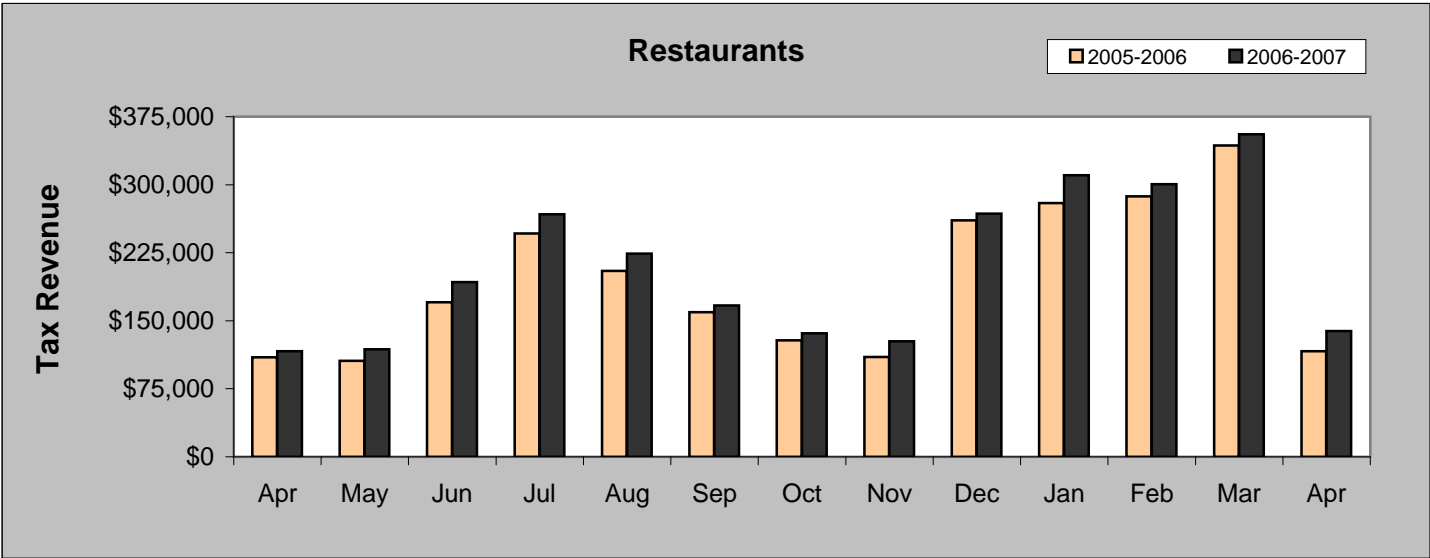
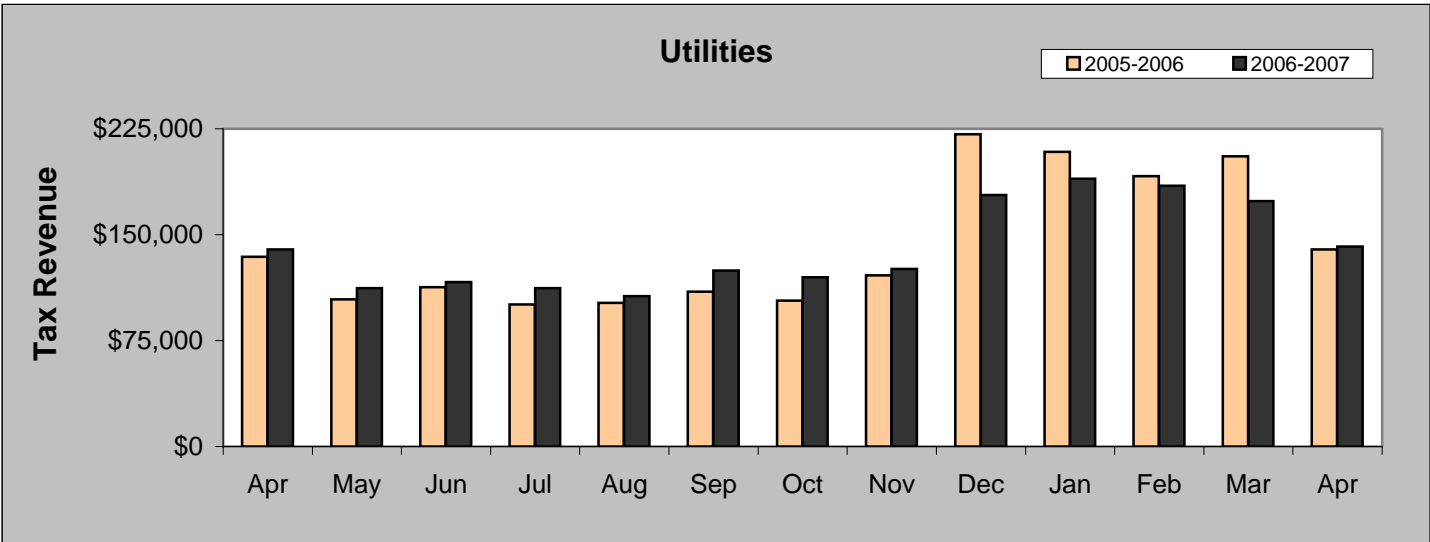
April 2007 Sales Categories



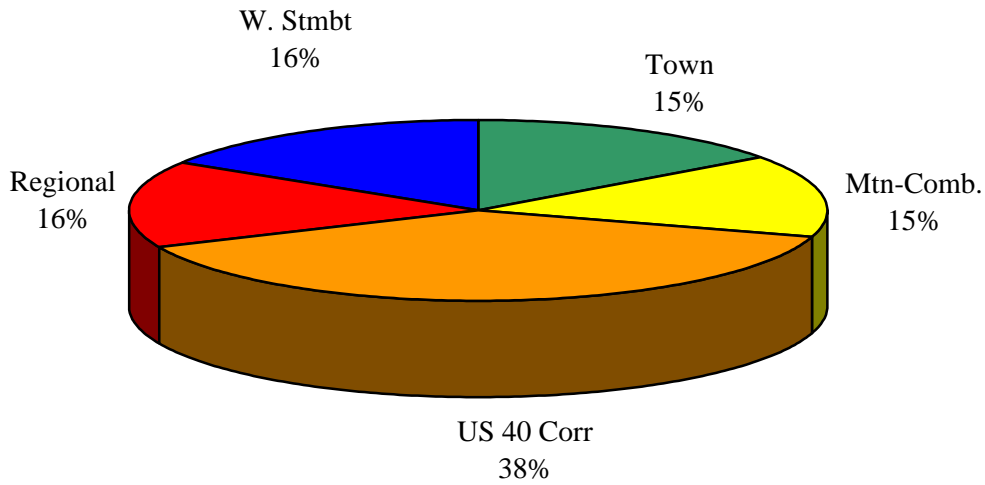
APRIL COMPARISON BY CATEGORY

	2006	2007	%
Miscellaneous Retail	\$507,678	\$546,060	7.56%
Lodging	\$65,297	\$92,247	41.27%
Sporting Goods	\$45,918	\$58,591	27.60%
Utilities	\$139,542	\$141,508	1.41%
Restaurants	\$116,590	\$138,730	18.99%
Liquor Stores	\$33,510	\$34,394	2.64%

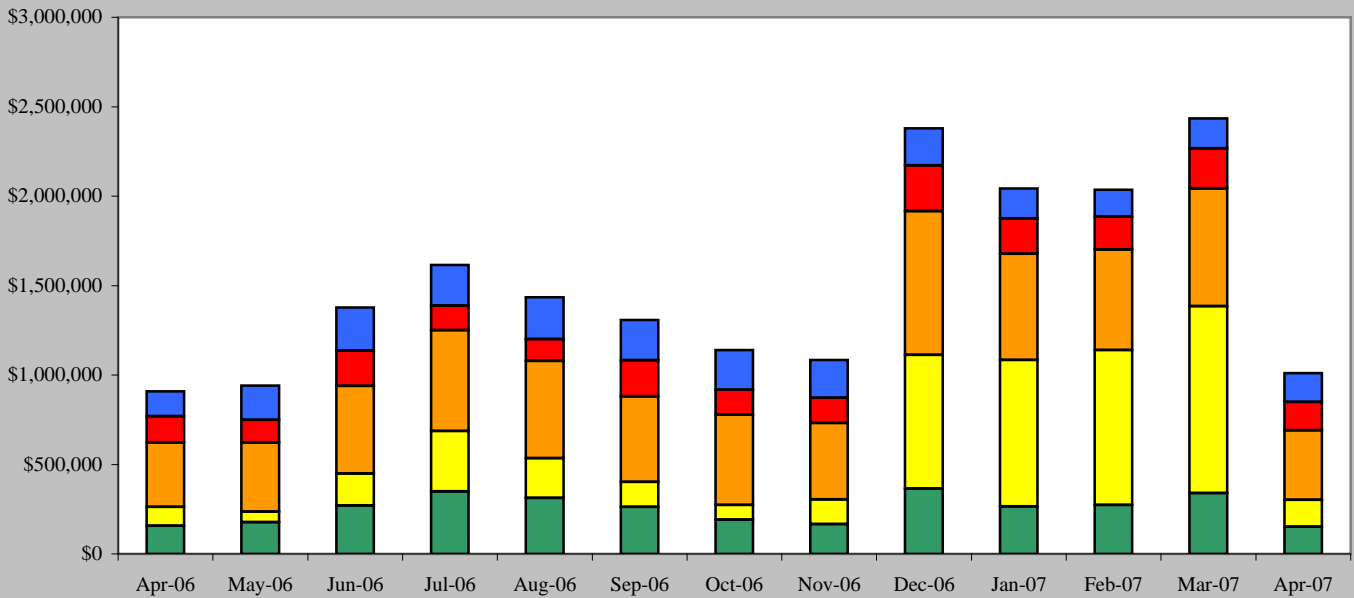




April 2007 Sales Tax By Area



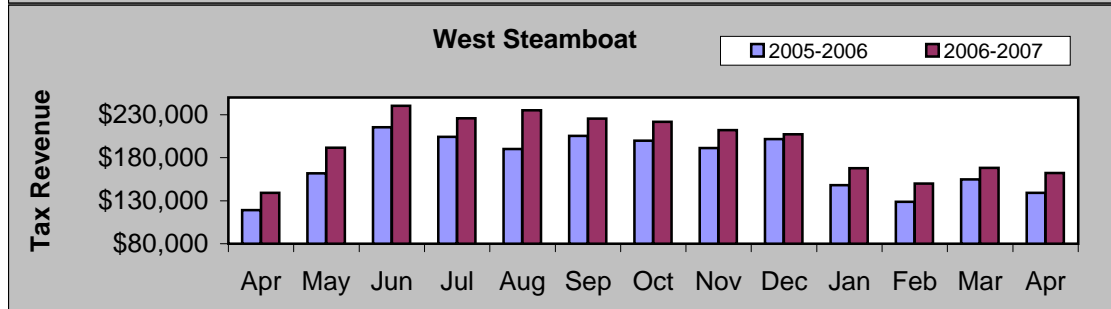
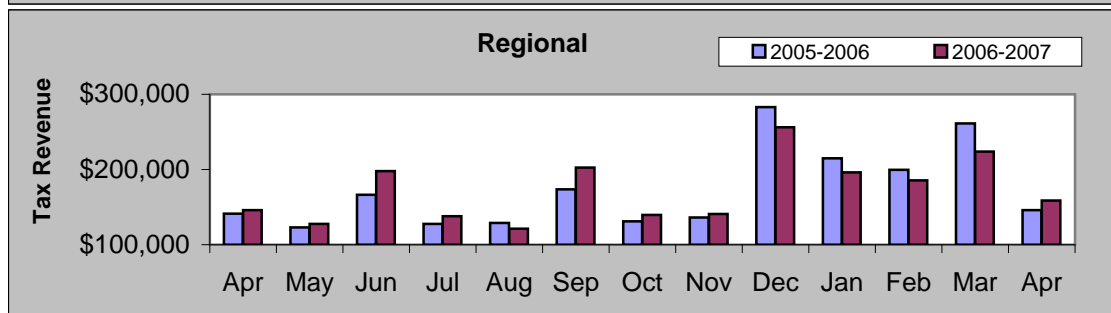
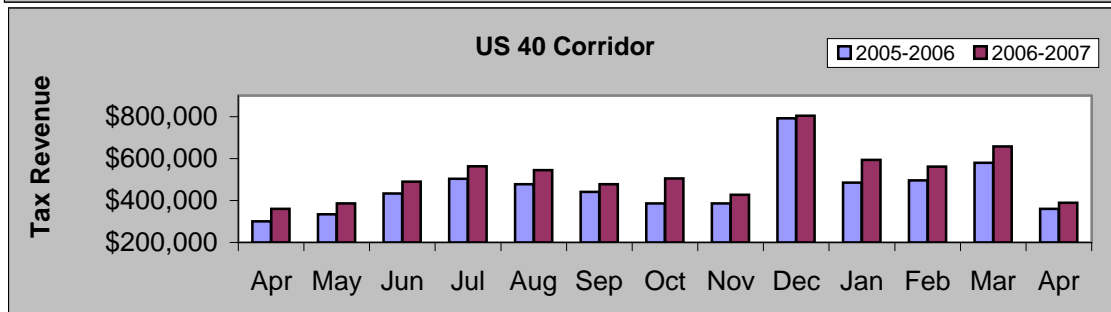
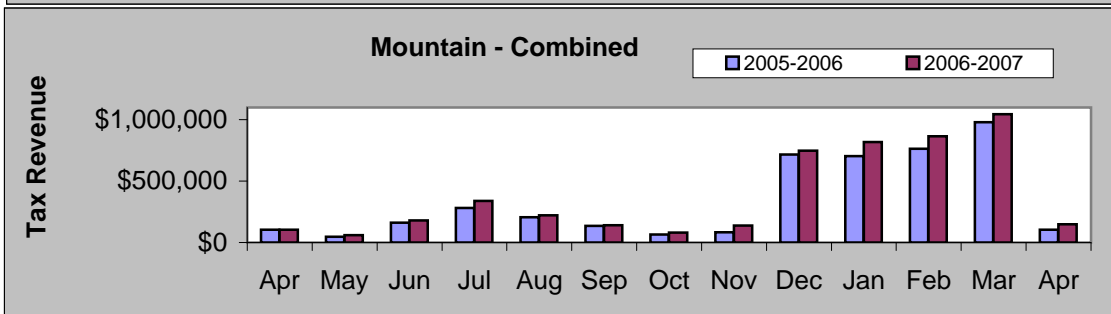
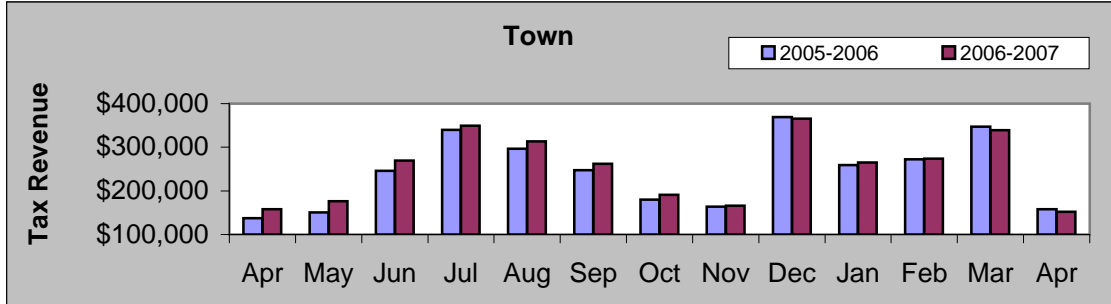
April 2006 - April 2007



	Apr-06	May-06	Jun-06	Jul-06	Aug-06	Sep-06	Oct-06	Nov-06	Dec-06	Jan-07	Feb-07	Mar-07	Apr-07
W. Stmbt	\$139,245	\$191,652	\$240,466	\$225,910	\$235,036	\$225,419	\$221,550	\$212,145	\$207,174	\$167,703	\$149,874	\$168,317	\$162,229
Regional	\$146,065	\$127,562	\$198,026	\$137,743	\$121,451	\$202,619	\$139,503	\$140,953	\$256,203	\$196,367	\$185,331	\$223,846	\$158,711
US 40 Corr	\$360,856	\$386,084	\$489,697	\$563,620	\$544,048	\$476,919	\$505,558	\$427,832	\$803,269	\$593,574	\$561,047	\$658,046	\$388,768
Mtn-Comb.	\$104,198	\$59,554	\$178,936	\$338,066	\$221,203	\$140,058	\$81,993	\$137,814	\$746,991	\$819,783	\$866,205	\$1,045,65	\$149,474
Town	\$158,172	\$176,565	\$269,733	\$349,186	\$313,394	\$262,401	\$191,062	\$165,932	\$365,769	\$264,813	\$273,511	\$339,182	\$152,347

APRIL COMPARISON BY AREA

Area	2006	2007	%
Town	\$158,172	\$152,347	-3.68%
Mountain - Combined	\$104,198	\$149,474	43.45%
US 40 Corridor	\$360,856	\$388,768	7.73%
Regional	\$146,065	\$158,711	8.66%
West Steamboat	\$139,245	\$162,229	16.51%

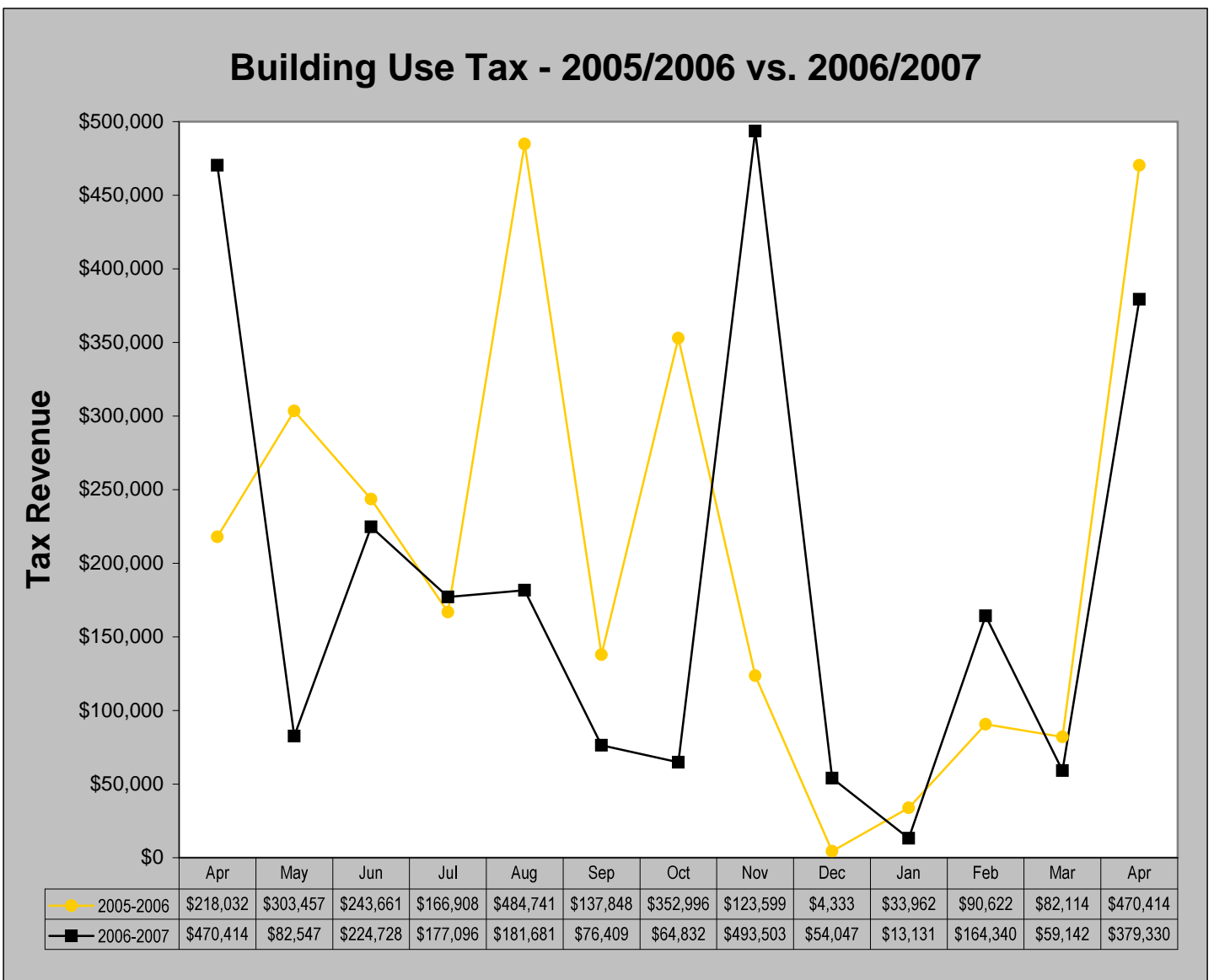


Building Use Tax

April 2007 Building Use Tax collections decreased 19.36% from April 2006. Year-to-date, building use tax collections decreased 9.03%.

April 2007 Building Use Tax	April 2006 Building Use Tax	% increase/decrease
\$379,330	\$470,414	-19.36%

Building Use Tax Year-to-date	Building Use Tax January-April 2006	% increase/decrease
\$615,943	\$677,112	-9.03%

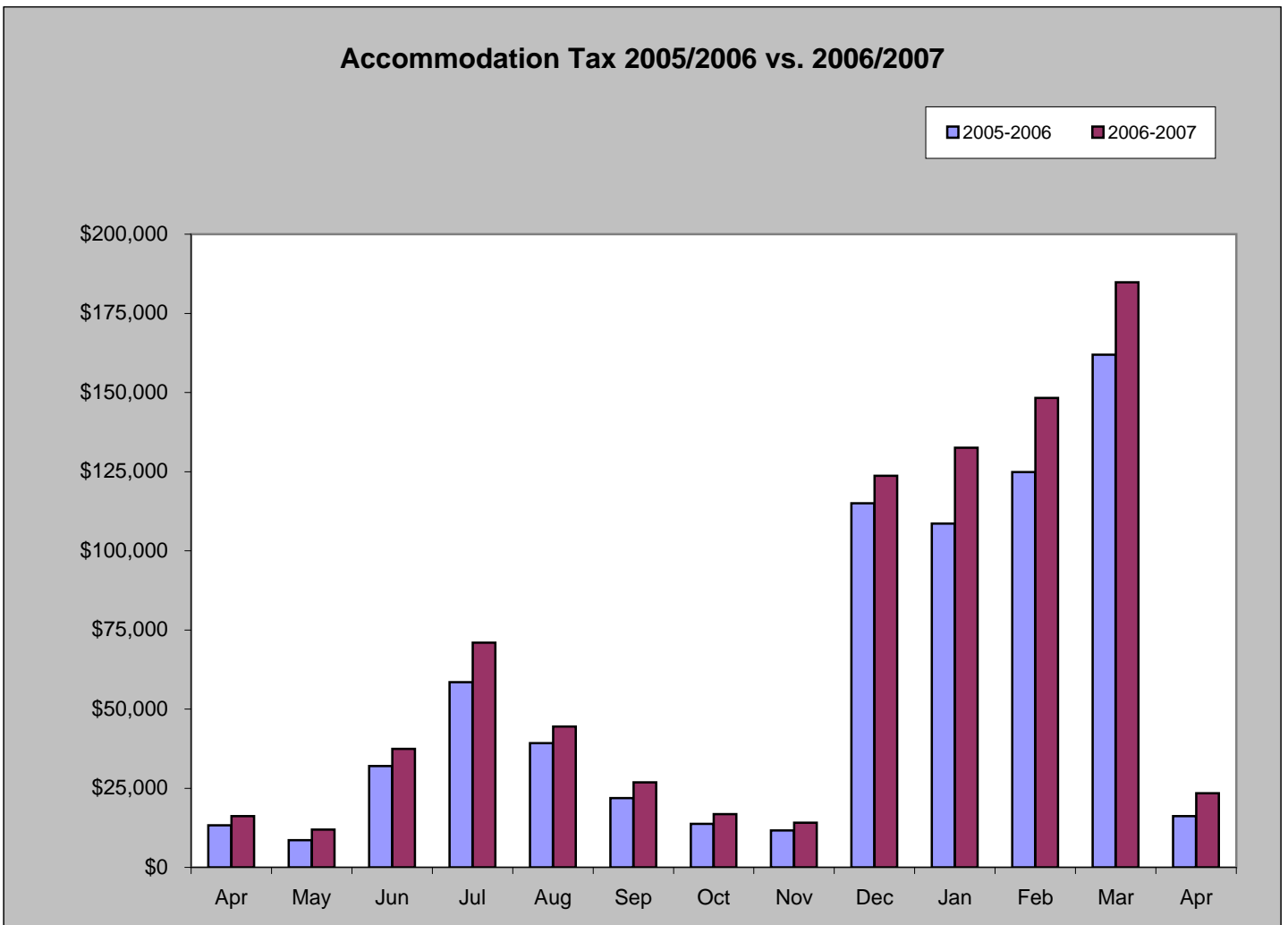


Accommodation Tax

April 2007 accommodation tax increased 44.46% from April 2006. Year-to-date accommodation tax increased 18.83%.

April 2007 Accommodation Tax	April 2006 Accommodation Tax	% increase/decrease
\$23,402	\$16,200	44.46%

Accommodation Tax Year-to-date	Accommodation Tax January-April 2006	% increase/decrease
\$489,025	\$411,536	18.83%



This document was created with Win2PDF available at <http://www.daneprairie.com>.
The unregistered version of Win2PDF is for evaluation or non-commercial use only.