



## August 2007 Sales, Use, and Accommodation Tax Report

The City of Steamboat Springs Sales, Use, and Accommodation Tax Report examines tax collections for the month of August 2007.

### Sales Tax

August 2007 sales tax collections increased 7.28% from sales tax collections for the month of August 2006. General Fund sales tax collections increased 6.7% and Steamboat Springs Redevelopment Authority sales tax collections increased 76.60% for the month of August 2007 compared to August 2006.

Year-to-date total sales tax collections increased 8.08%. General Fund sales tax collections increased 6.98% and Steamboat Springs Redevelopment Authority sales tax collections increased 42.59% year-to-date.

TOTAL Sales Tax Aug 2007	TOTAL Sales Tax Aug 2006	% Inc/Dec	General Fund Sales Tax Aug 2007	General Fund Sales Tax Aug 2006	% Inc/Dec	SSRA Sales Tax Aug 2007	SSRA Sales Tax Aug 2006	% Inc/Dec
\$1,540,692	\$1,436,115	7.28%	\$1,519,694	\$1,424,225	6.70%	\$20,998	\$11,890	76.60%

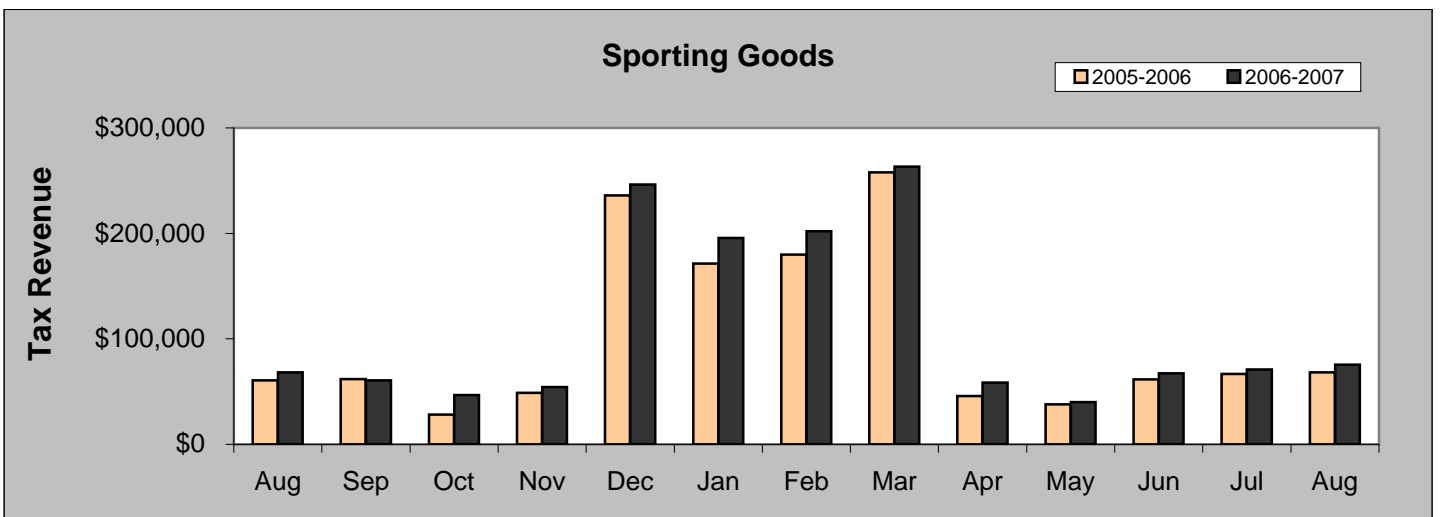
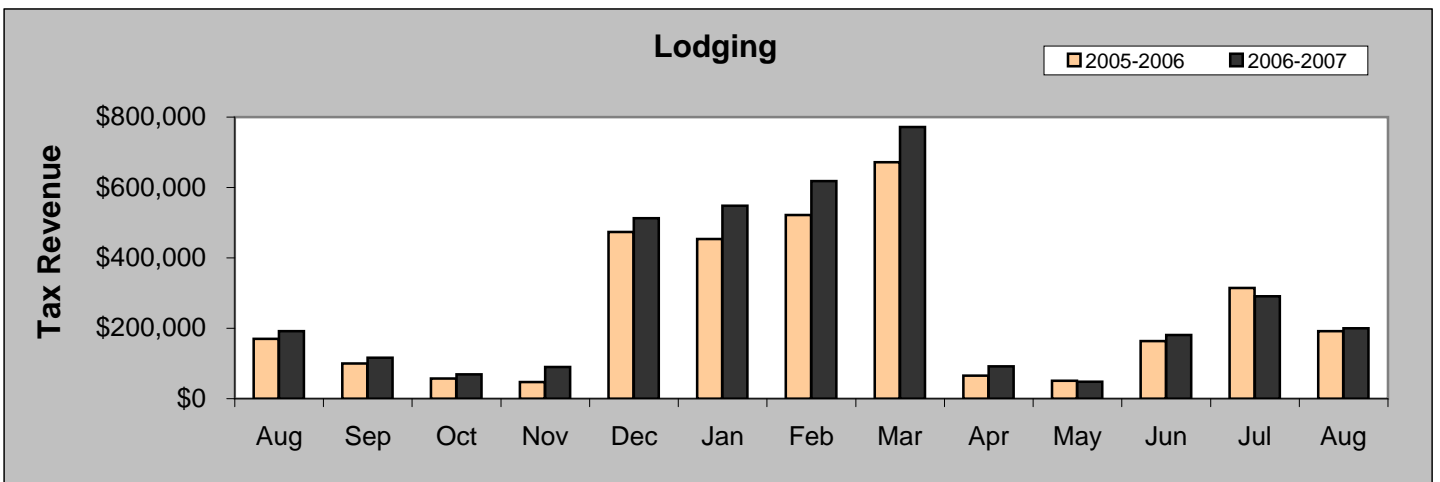
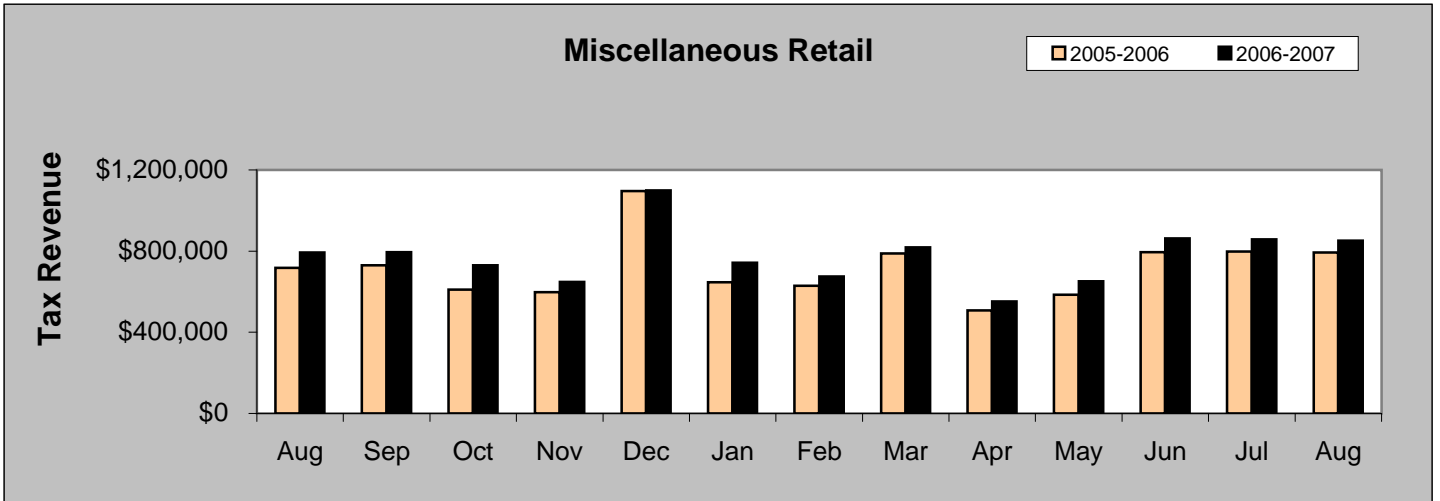
TOTAL Sales Tax Year-to-date	TOTAL Sales Tax Jan-Aug 2006	% Inc/Dec	General Fund Sales Tax Year-to-date	General Fund Sales Tax Jan-Aug '06	% Inc/Dec	SSRA Sales Tax Year-to-date	SSRA Sales Tax Jan-Aug '06	% Inc/Dec
\$13,264,336	\$12,273,111	8.08%	\$12,725,586	\$11,895,278	6.98%	\$538,750	\$377,833	42.59%

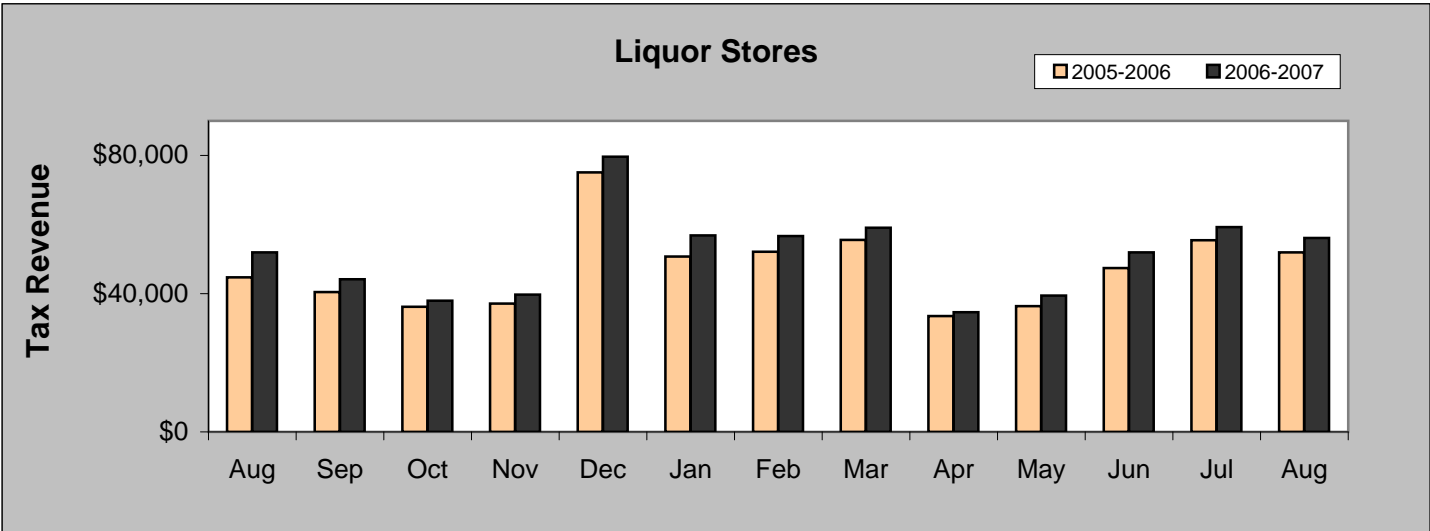
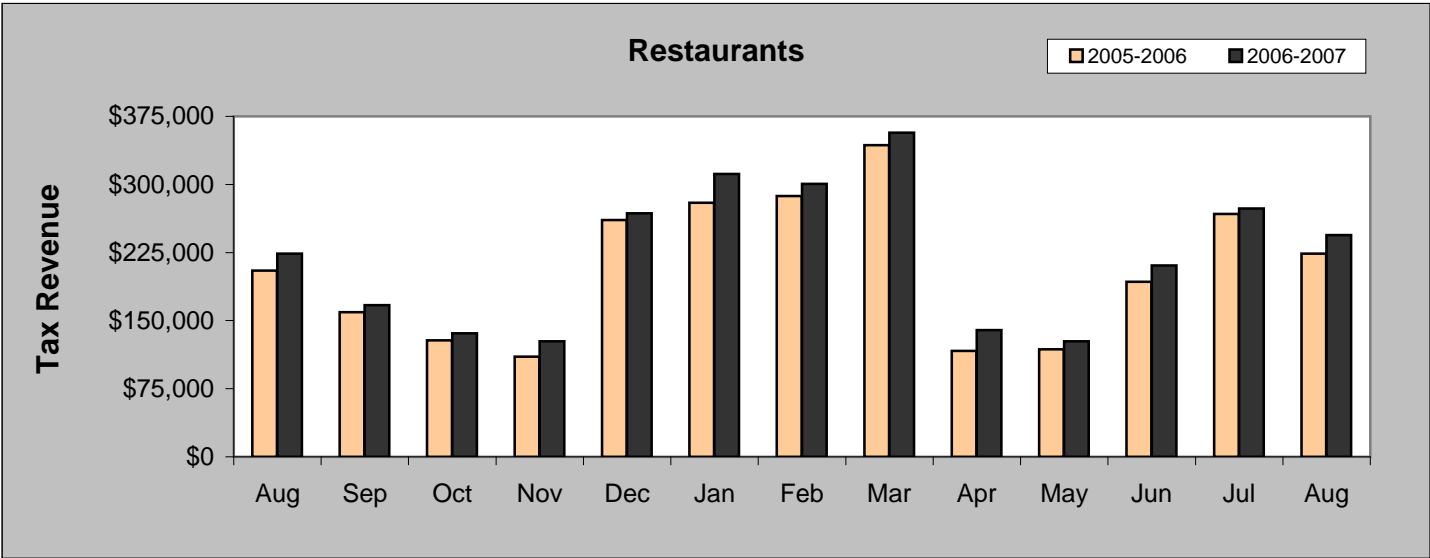
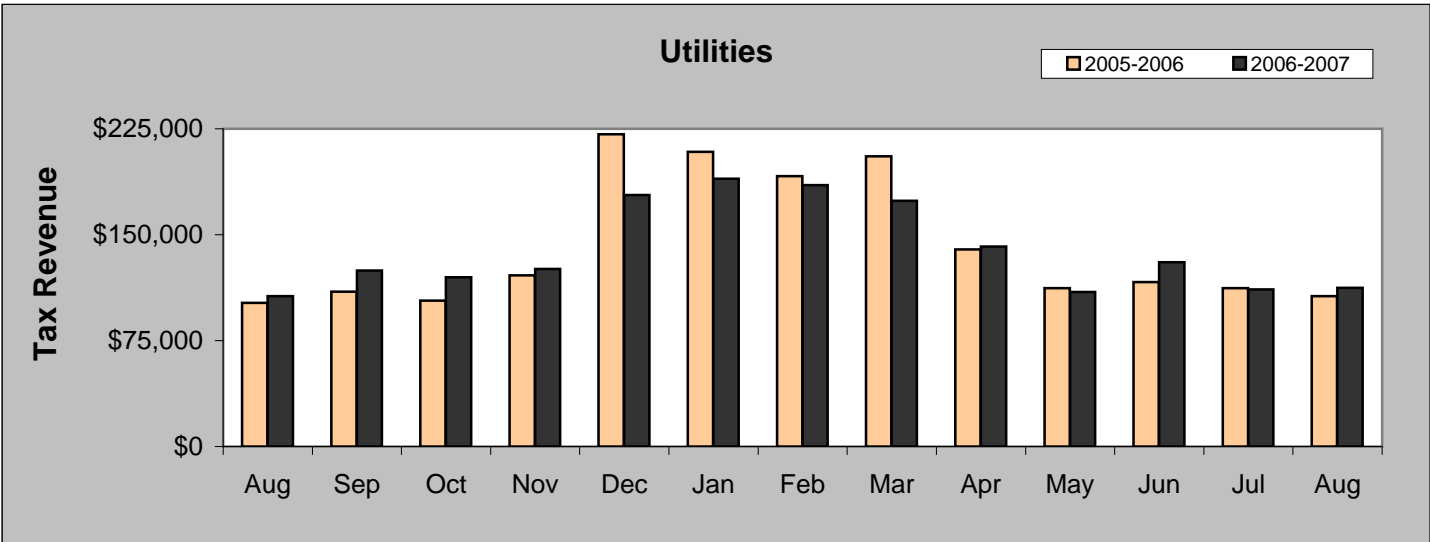
### August 2007 Sales Categories



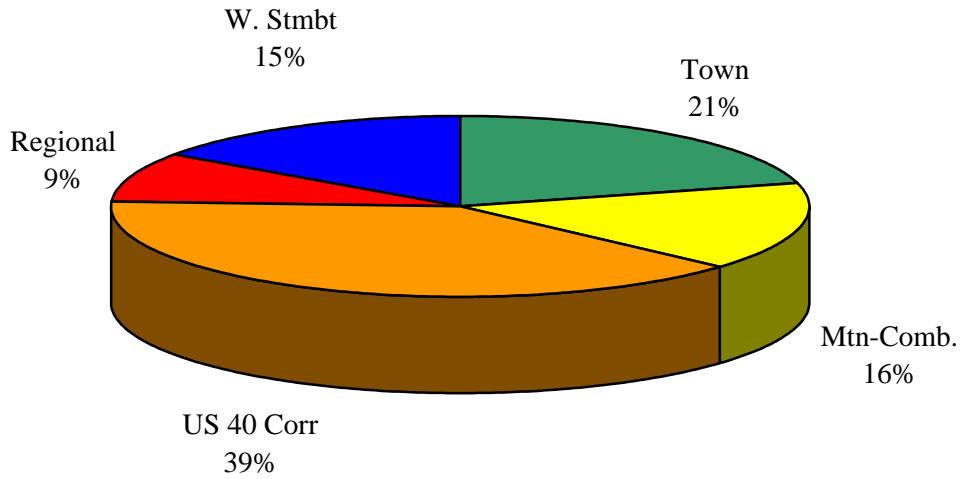
### AUGUST COMPARISON BY CATEGORY

	2006	2007	%
Miscellaneous Retail	\$793,825	\$852,078	7.34%
Lodging	\$191,607	\$200,188	4.48%
Sporting Goods	\$68,374	\$75,663	10.66%
Utilities	\$106,446	\$112,459	5.65%
Restaurants	\$223,909	\$244,237	9.08%
Liquor Stores	\$51,954	\$56,066	7.91%

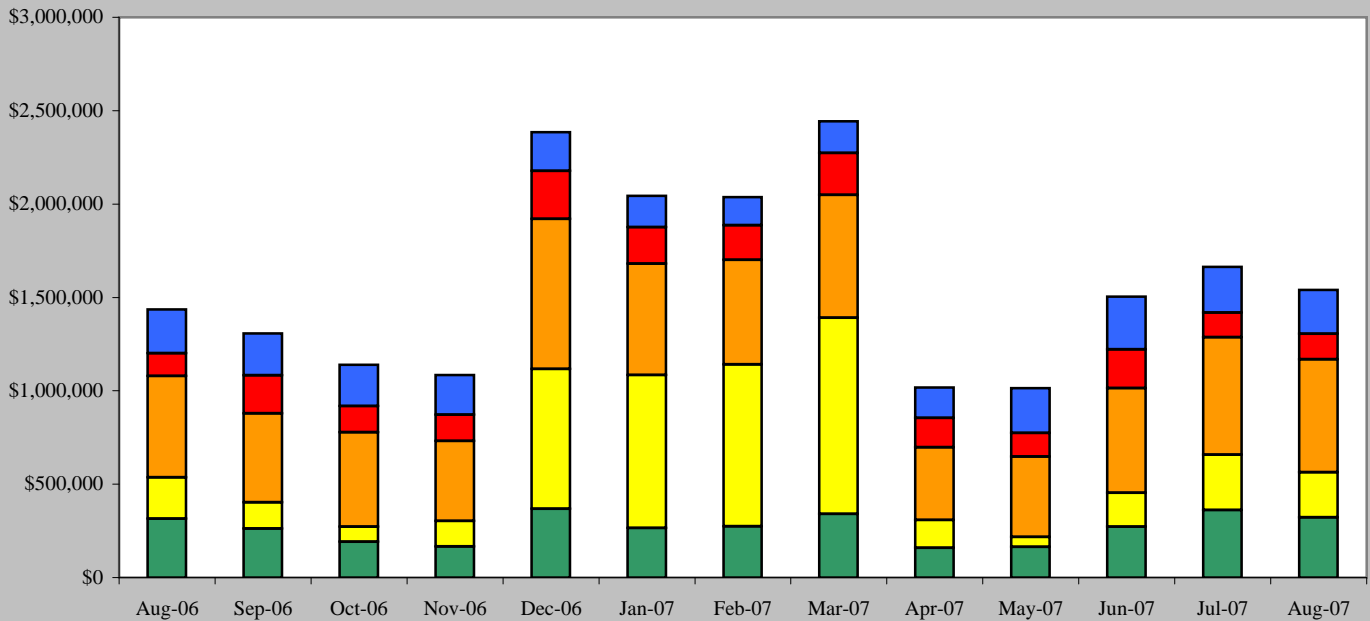




### August 2007 Sales Tax By Area



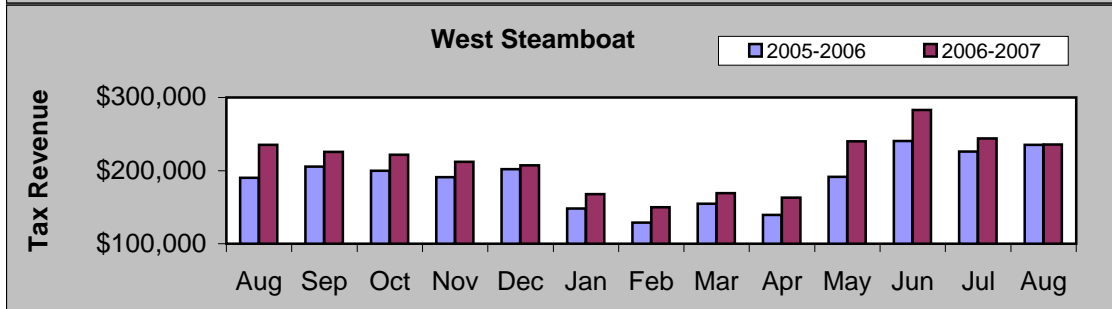
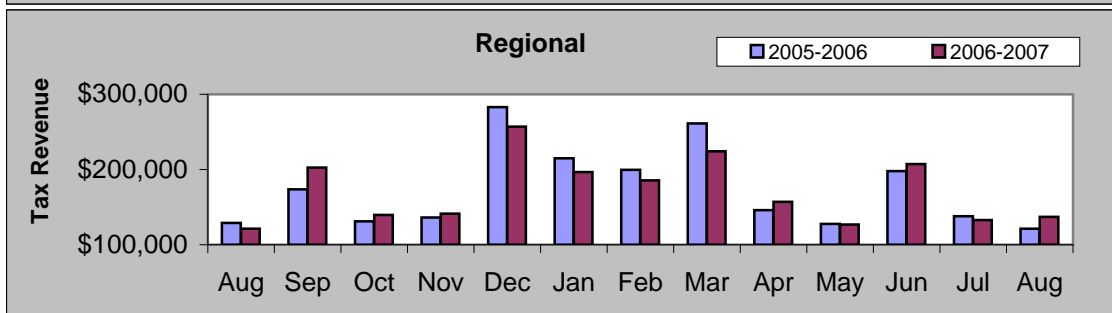
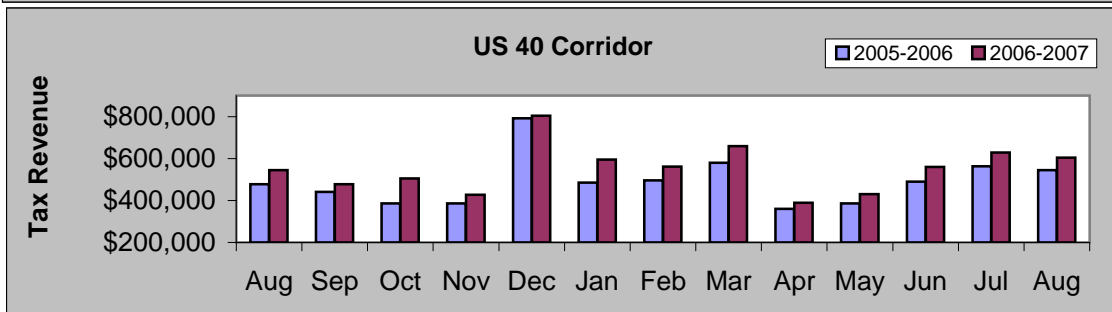
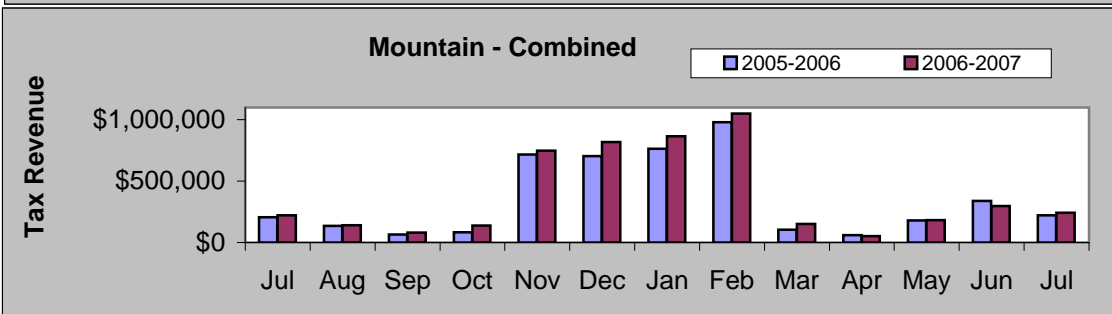
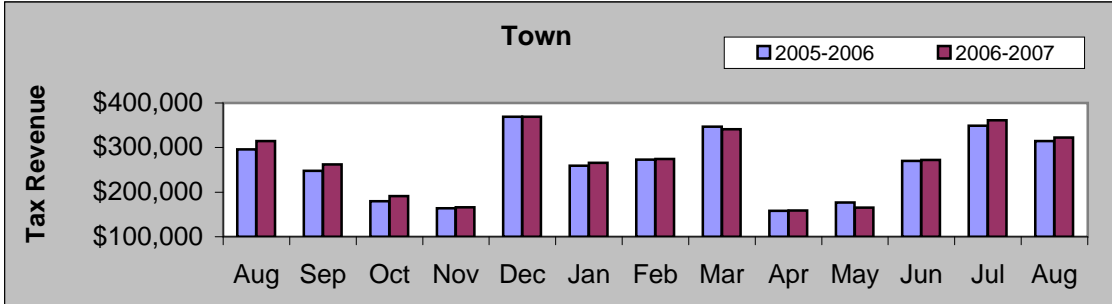
### August 2006 - August 2007



	Aug-06	Sep-06	Oct-06	Nov-06	Dec-06	Jan-07	Feb-07	Mar-07	Apr-07	May-07	Jun-07	Jul-07	Aug-07
■ W. Stmbt	\$235,036	\$225,419	\$221,550	\$212,145	\$207,174	\$167,703	\$149,900	\$168,990	\$162,928	\$240,027	\$283,025	\$243,819	\$235,784
■ Regional	\$121,451	\$202,645	\$139,503	\$141,151	\$257,028	\$196,400	\$185,707	\$224,462	\$156,927	\$126,938	\$207,135	\$132,846	\$137,005
■ US 40 Corr	\$544,048	\$476,919	\$505,558	\$427,832	\$803,549	\$594,727	\$561,047	\$658,768	\$388,628	\$430,060	\$559,874	\$628,116	\$603,428
■ Mtn-Comb.	\$221,185	\$140,047	\$81,977	\$137,797	\$747,626	\$819,715	\$866,169	\$1,049,613	\$150,510	\$53,003	\$181,490	\$297,268	\$241,960
■ Town	\$314,394	\$262,401	\$191,062	\$165,932	\$368,893	\$265,568	\$274,088	\$340,915	\$158,722	\$165,010	\$272,474	\$361,072	\$322,515

### AUGUST COMPARISON BY AREA

Area	2006	2007	%
Town	\$314,394	\$322,515	2.58%
Mountain - Combined	\$221,185	\$241,960	9.39%
US 40 Corridor	\$544,048	\$603,428	10.91%
Regional	\$121,451	\$137,005	12.81%
West Steamboat	\$235,036	\$235,784	0.32%



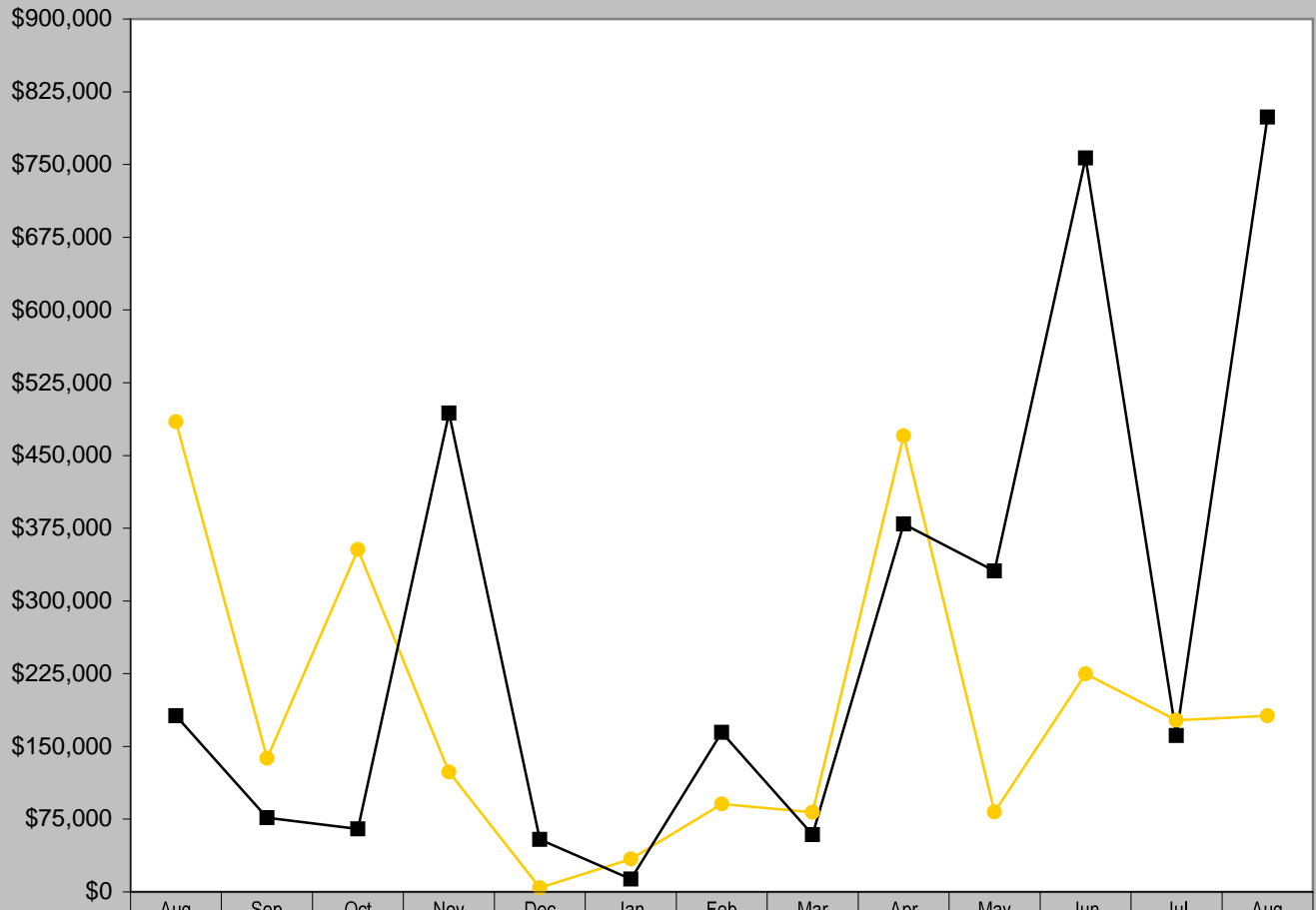
# Building Use Tax

August 2007 Building Use Tax collections increased 339.72% from August 2006. Year-to-date, building use tax collections increased 98.31%.

August 2007 Building Use Tax	August 2006 Building Use Tax	% increase/decrease
\$798,885	\$181,682	339.72%

Building Use Tax Year-to-date	Building Use Tax Jan - Aug 2006	% increase/decrease
\$2,663,636	\$1,343,168	98.31%

### Building Use Tax - 2005/2006 vs. 2006/2007



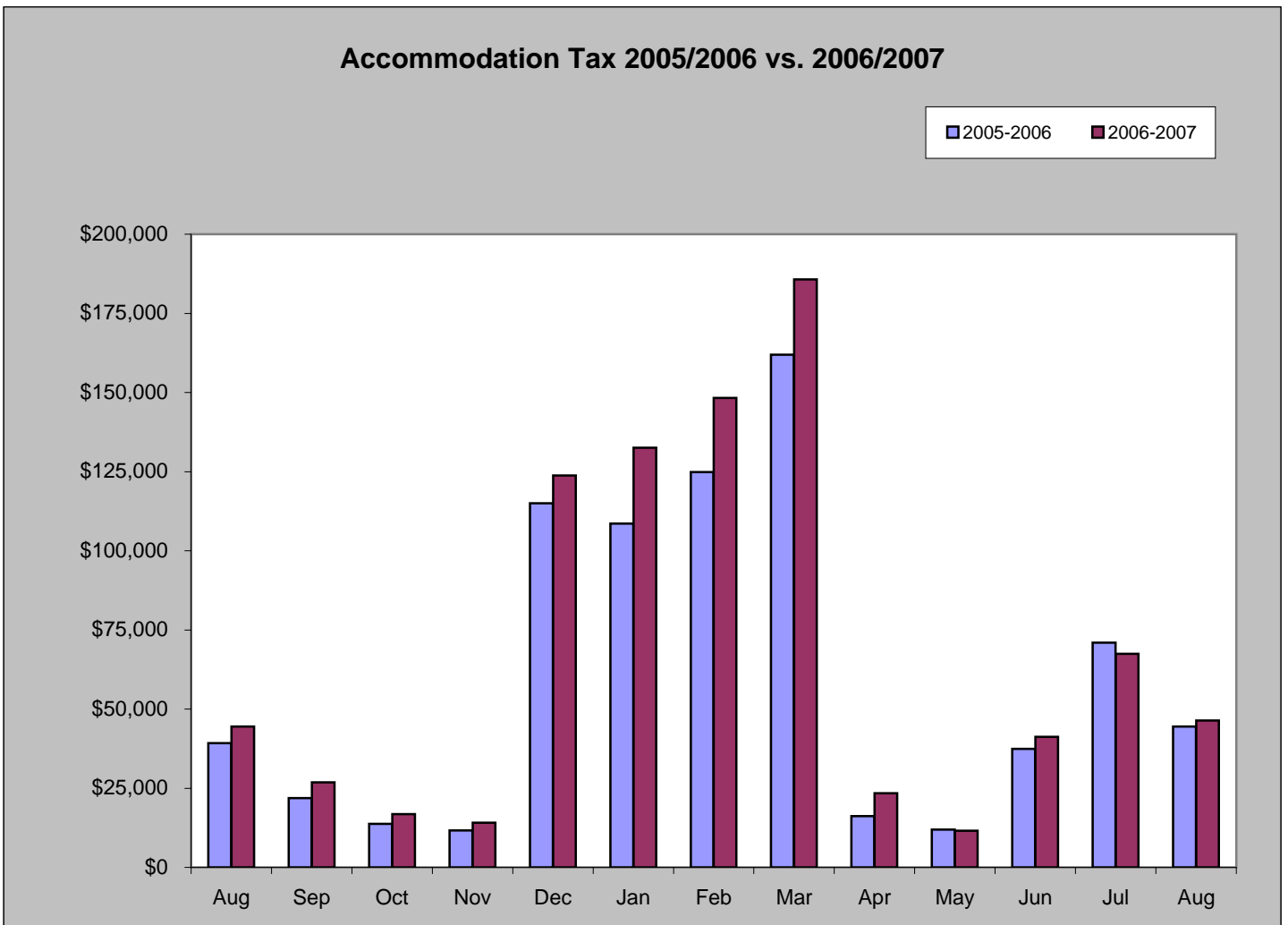
2005-2006	\$484,741	\$137,848	\$352,996	\$123,599	\$4,333	\$33,962	\$90,623	\$82,115	\$470,414	\$82,547	\$224,729	\$177,096	\$181,682
2006-2007	\$181,682	\$76,409	\$64,832	\$493,504	\$54,047	\$13,131	\$164,340	\$59,142	\$379,330	\$330,979	\$756,658	\$161,171	\$798,885

# Accommodation Tax

August 2007 accommodation tax increased 4.18% from August 2006. Year-to-date accommodation tax increased 13.90%.

August 2007 Accommodation Tax	August 2006 Accommodation Tax	% increase/decrease
\$46,383	\$44,520	4.18%

Accommodation Tax Year-to-date	Accommodation Tax Jan - Aug 2006	% increase/decrease
\$656,424	\$576,321	13.90%



This document was created with Win2PDF available at <http://www.daneprairie.com>.  
The unregistered version of Win2PDF is for evaluation or non-commercial use only.