



January 2008 Sales, Use, and Accommodation Tax Report

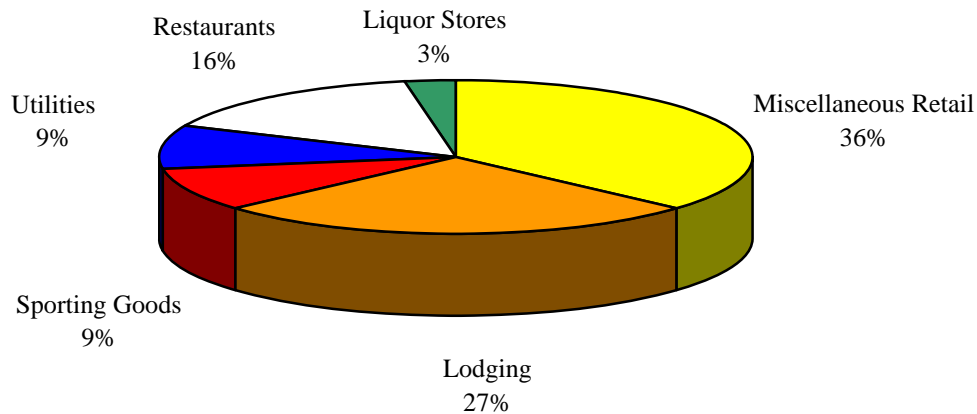
The City of Steamboat Springs Sales, Use, and Accommodation Tax Report examines tax collections for the month of January 2008.

Sales Tax

January 2008 sales tax collections increased 5.67% from sales tax collections for the month of January 2007. General Fund sales tax collections increased 7.39% and Steamboat Springs Redevelopment Authority sales tax collections decreased 14.69% for the month of January 2008 compared to January 2007.

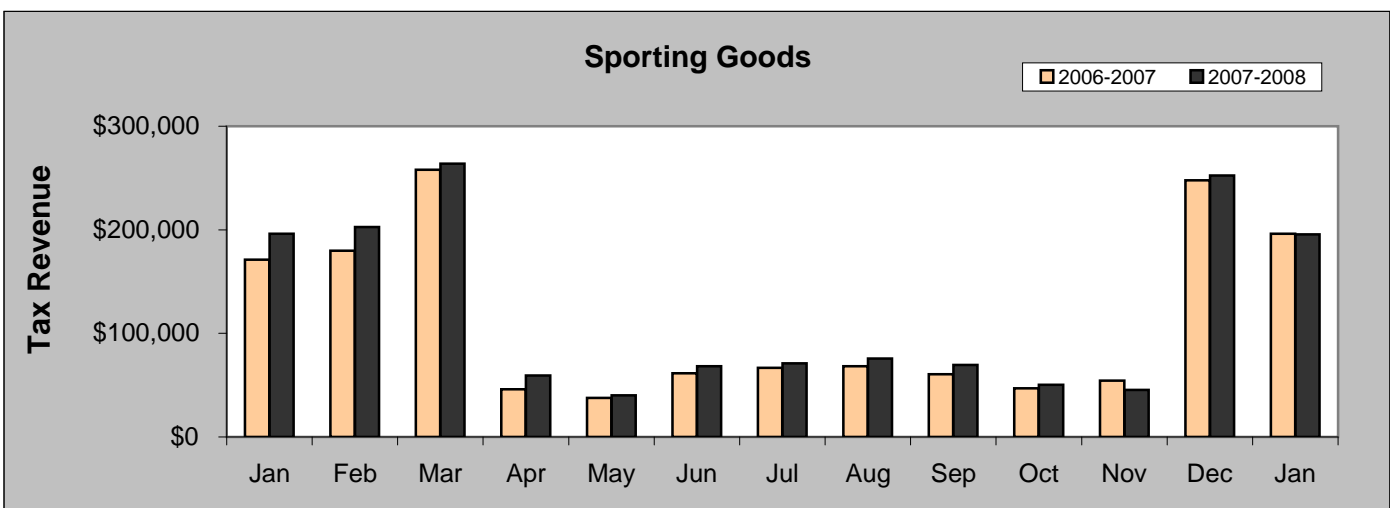
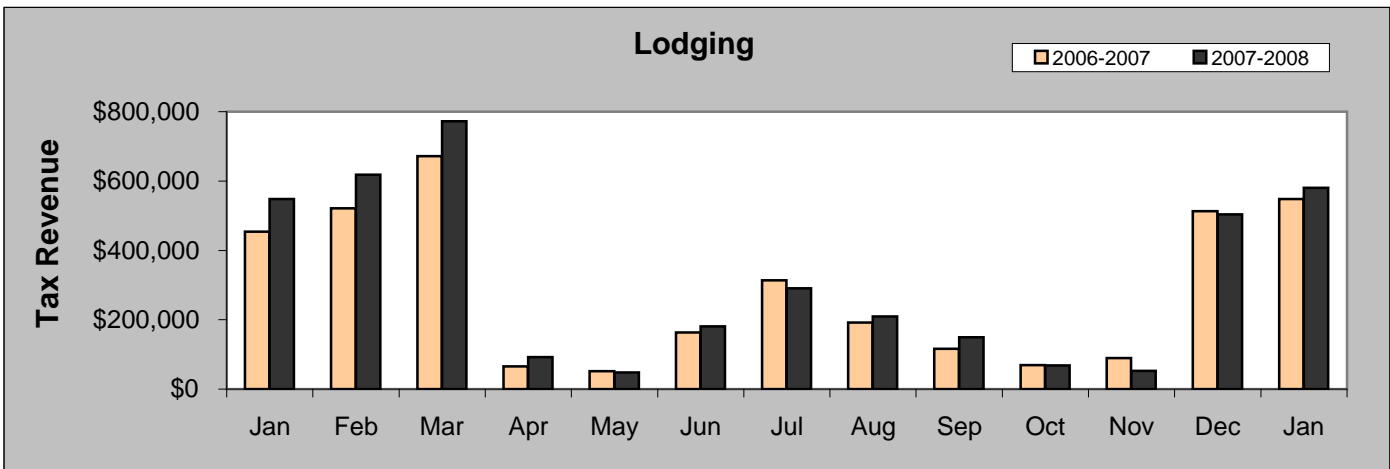
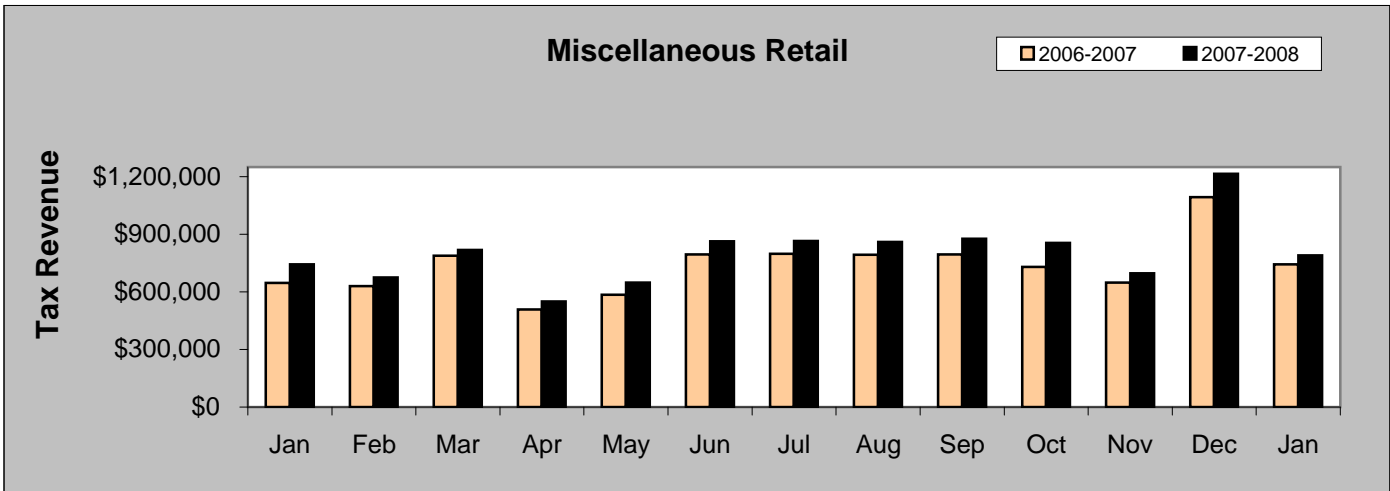
TOTAL Sales Tax Jan-08	TOTAL Sales Tax Jan-07	% Inc/Dec	General Fund Sales Tax Jan-08	General Fund Sales Tax Jan-07	% Inc/Dec	SSRA Sales Tax Jan-08	SSRA Sales Tax Jan-07	% Inc/Dec
\$2,160,537	\$2,044,661	5.67%	\$2,024,570	\$1,885,273	7.39%	\$135,967	\$159,388	-14.69%

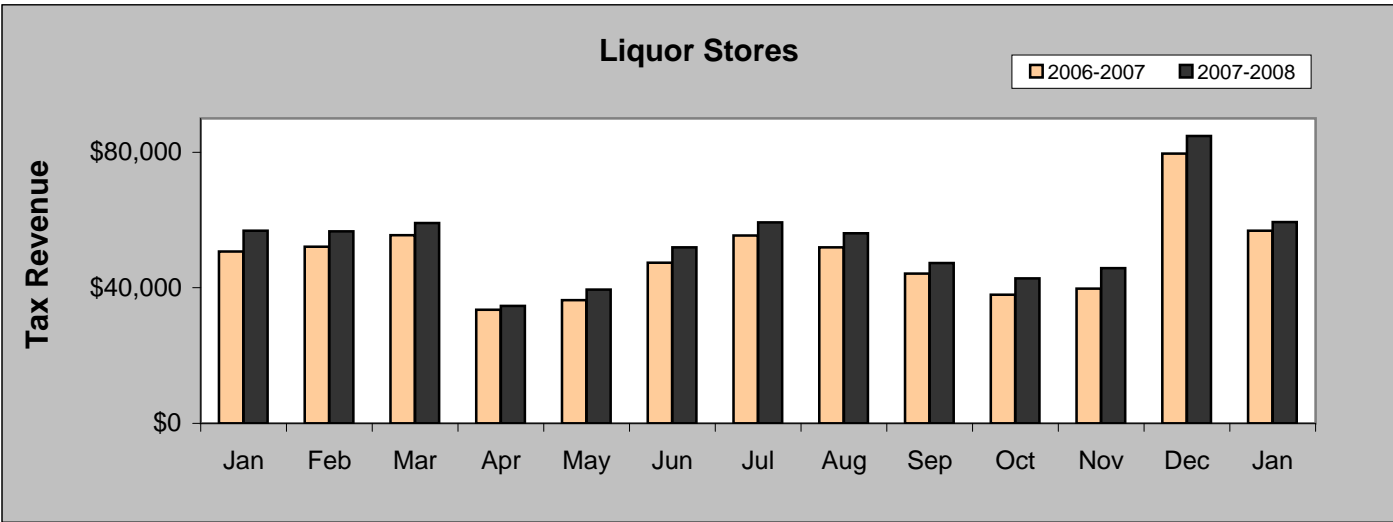
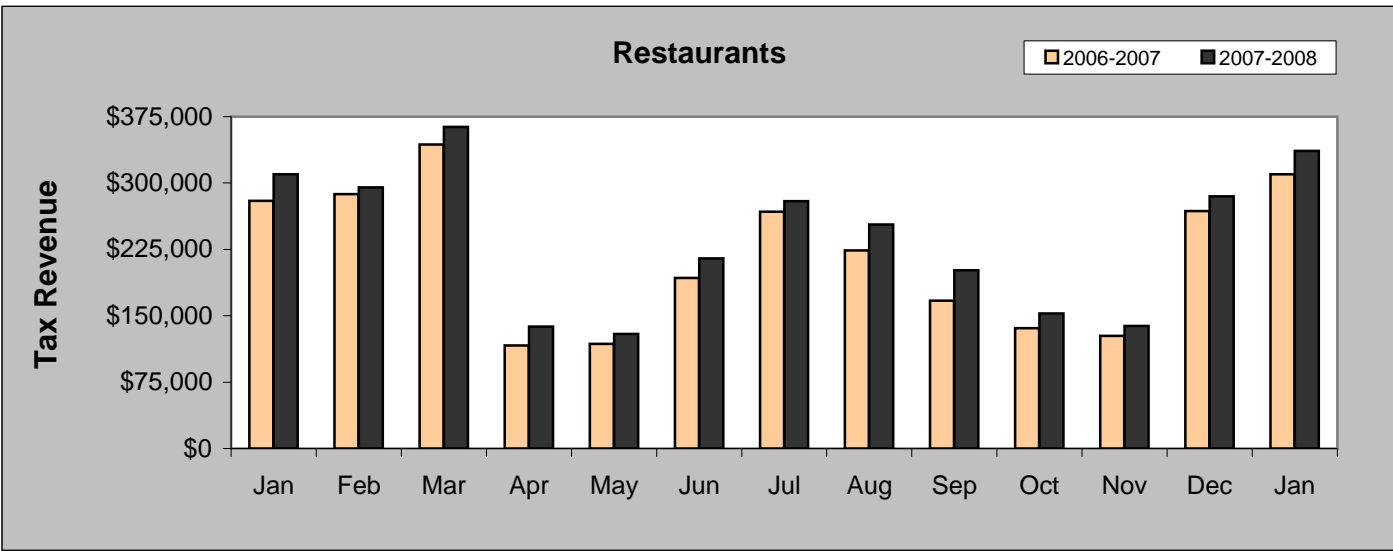
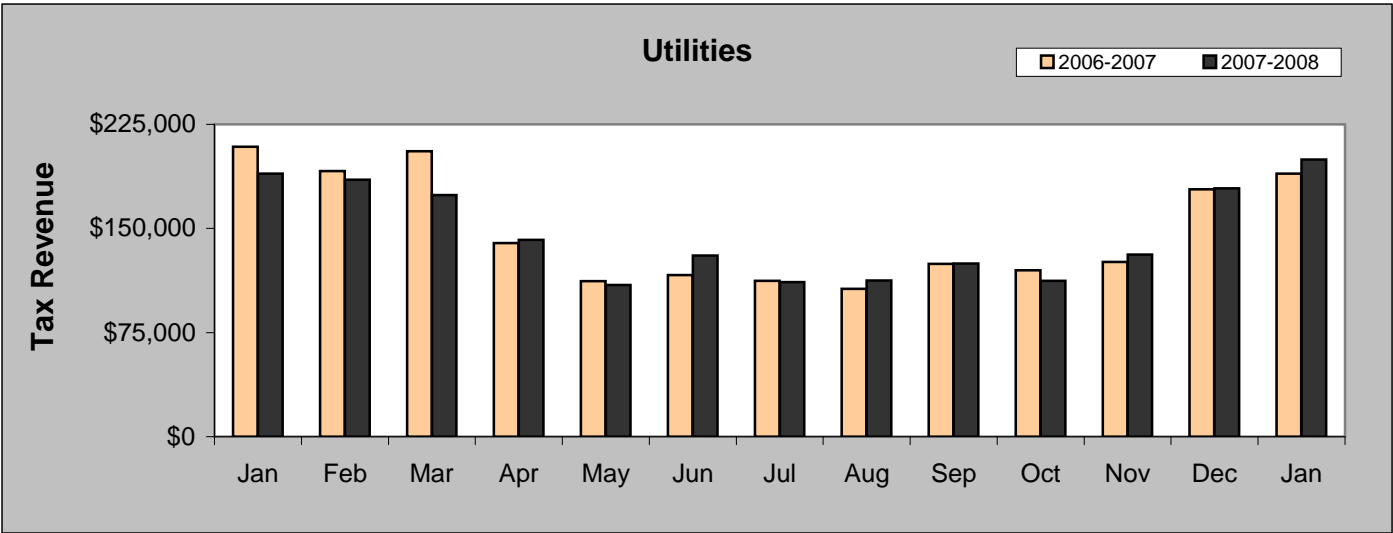
January 2008 Sales Categories



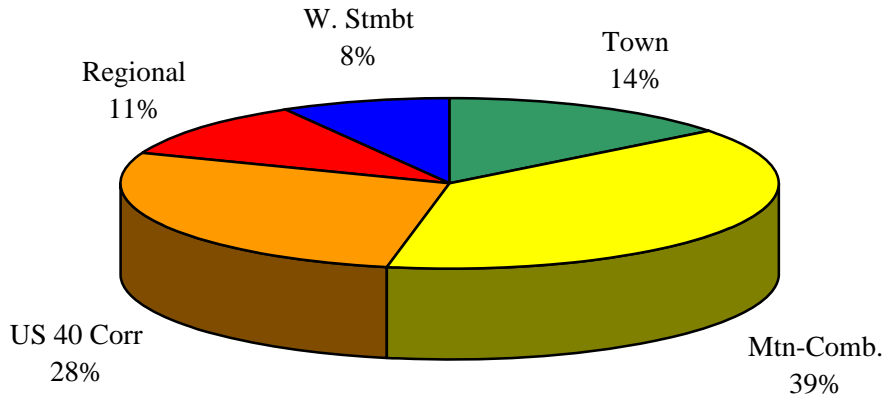
JANUARY COMPARISON BY CATEGORY

	2007	2008	%
Miscellaneous Retail	\$744,079	\$789,257	6.07%
Lodging	\$548,014	\$580,575	5.94%
Sporting Goods	\$196,282	\$195,432	-0.43%
Utilities	\$189,593	\$199,732	5.35%
Restaurants	\$309,806	\$336,177	8.51%
Liquor Stores	\$56,887	\$59,364	4.35%

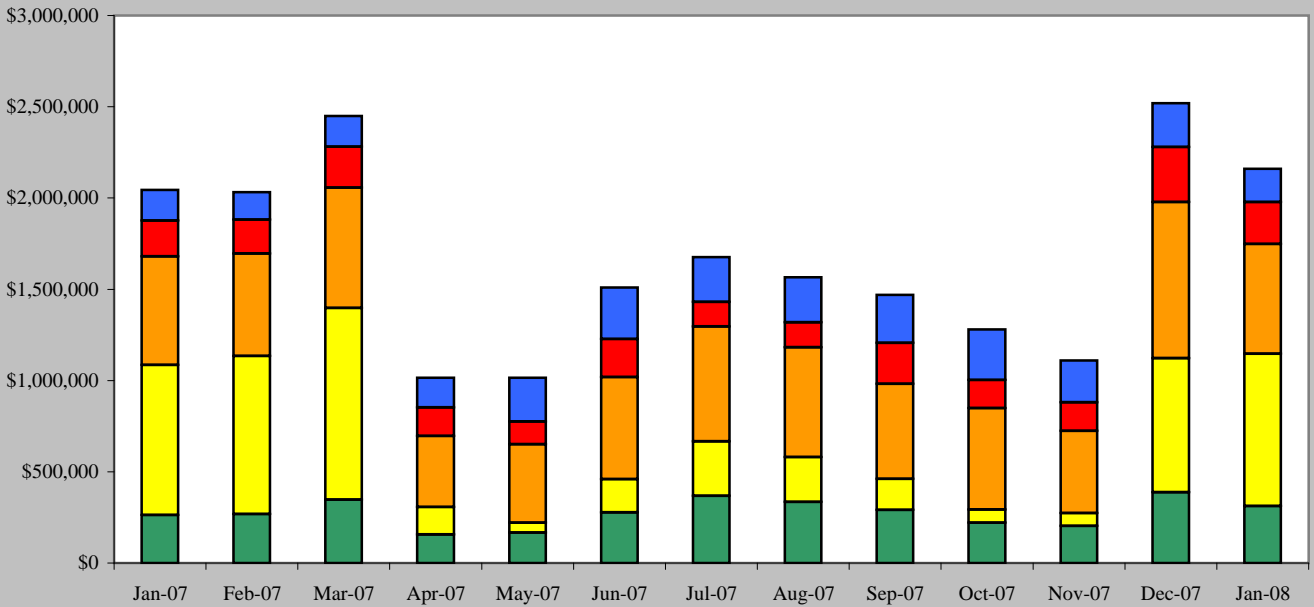




January 2008 Sales Tax By Area



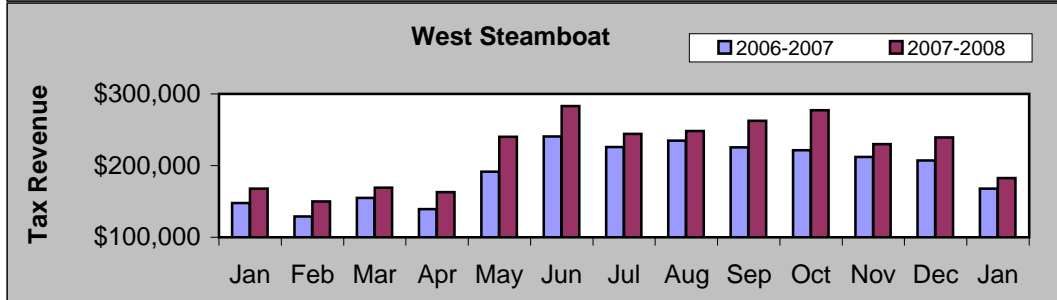
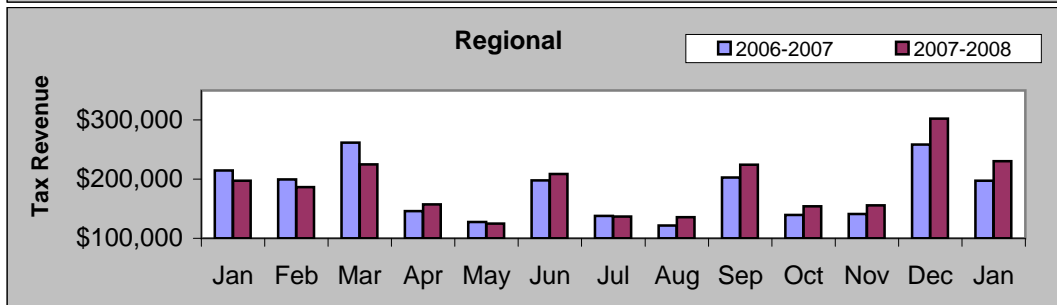
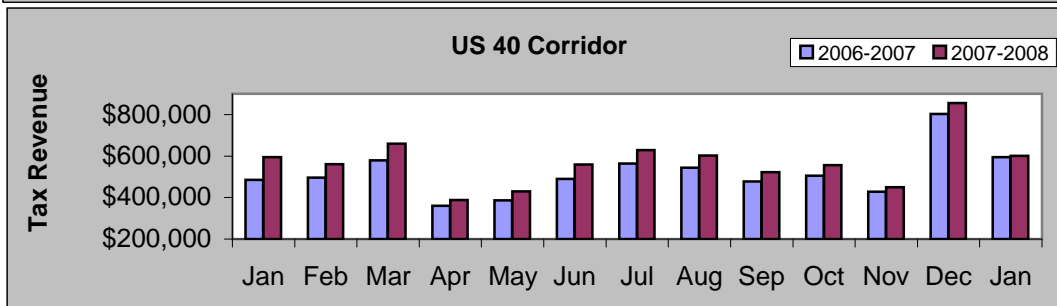
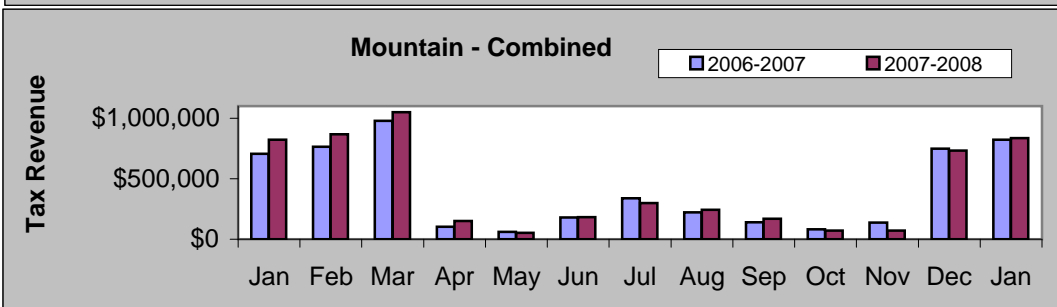
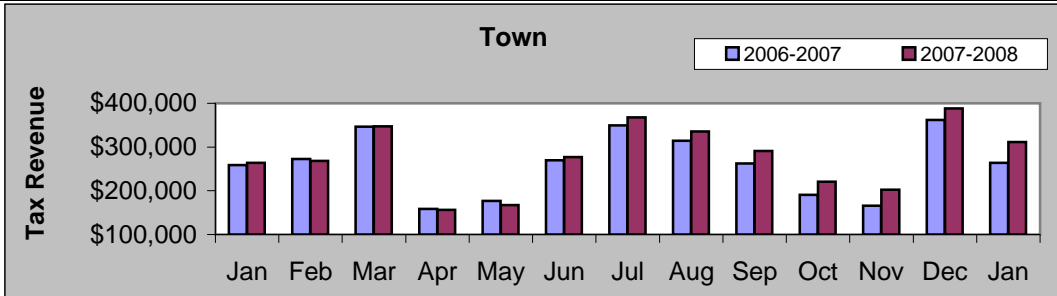
January 2007 - January 2008



	Jan-07	Feb-07	Mar-07	Apr-07	May-07	Jun-07	Jul-07	Aug-07	Sep-07	Oct-07	Nov-07	Dec-07	Jan-08
■ W. Stmbt	\$167,703	\$149,900	\$168,990	\$162,928	\$240,027	\$283,045	\$244,282	\$248,074	\$262,671	\$277,346	\$229,828	\$239,462	\$182,374
■ Regional	\$197,179	\$186,431	\$224,746	\$157,273	\$124,952	\$208,592	\$136,567	\$135,923	\$224,637	\$154,117	\$155,823	\$302,614	\$230,506
■ US 40 Corr	\$594,727	\$561,047	\$658,768	\$388,628	\$430,060	\$559,896	\$628,116	\$602,730	\$521,600	\$556,090	\$449,812	\$855,733	\$601,575
■ Mtn-Comb.	\$821,437	\$866,169	\$1,050,043	\$150,510	\$53,019	\$181,740	\$298,803	\$244,364	\$169,512	\$72,156	\$71,501	\$733,652	\$834,335
■ Town	\$263,615	\$268,488	\$347,435	\$156,451	\$167,042	\$276,887	\$368,126	\$335,244	\$291,183	\$220,901	\$202,696	\$388,062	\$311,747

JANUARY COMPARISON BY AREA

Area	2007	2008	%
Town	\$263,615	\$311,747	18.26%
Mountain - Combined	\$821,437	\$834,336	1.57%
US 40 Corridor	\$594,727	\$601,575	1.15%
Regional	\$197,179	\$230,506	16.90%
West Steamboat	\$167,703	\$182,374	8.75%

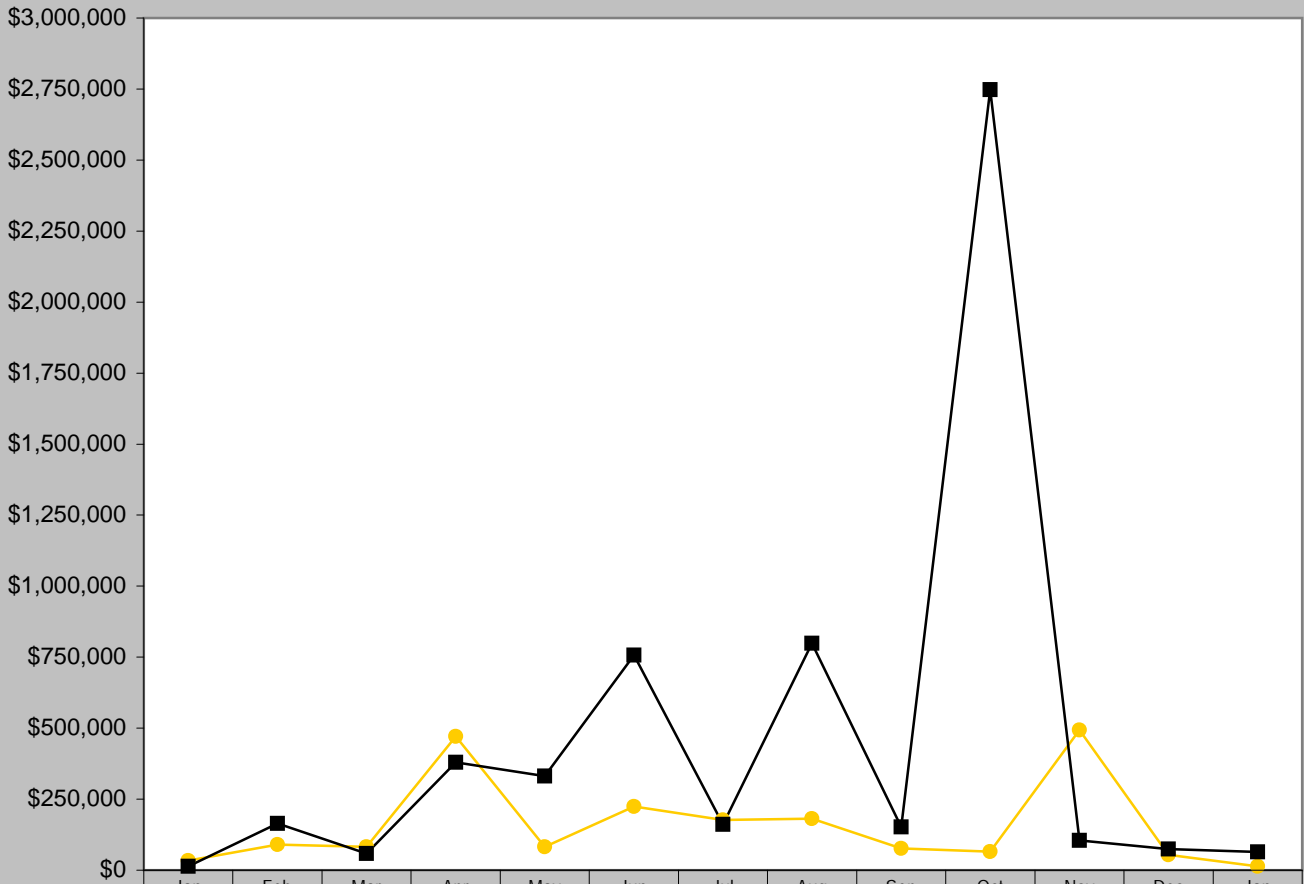


Building Use Tax

January 2008 Building Use Tax collections increased 392.42% from January 2007.

Jan-08 Building Use Tax	Jan-07 Building Use Tax	% increase/decrease
\$64,659	\$13,131	392.42%

Building Use Tax - 2006/2007 vs. 2007/2008



	Jan	Feb	Mar	Apr	May	Jun	Jul	Aug	Sep	Oct	Nov	Dec	Jan
2006-2007	\$33,962	\$90,623	\$82,115	\$470,414	\$82,547	\$224,729	\$177,096	\$181,682	\$76,409	\$64,832	\$493,504	\$54,047	\$13,131
2007-2008	\$13,131	\$164,340	\$59,142	\$379,330	\$330,979	\$756,658	\$161,171	\$798,885	\$151,598	\$2,747,688	\$104,732	\$74,386	\$64,659

Accommodation Tax

January 2008 accommodation tax increased 4.27% from January 2007.

Jan-08 Accommodation Tax	Jan-07 Accommodation Tax	% increase/decrease
\$138,171	\$132,509	4.27%

