



February 2008 Sales, Use, and Accommodation Tax Report

The City of Steamboat Springs Sales, Use, and Accommodation Tax Report examines tax collections for the month of February 2008.

Sales Tax

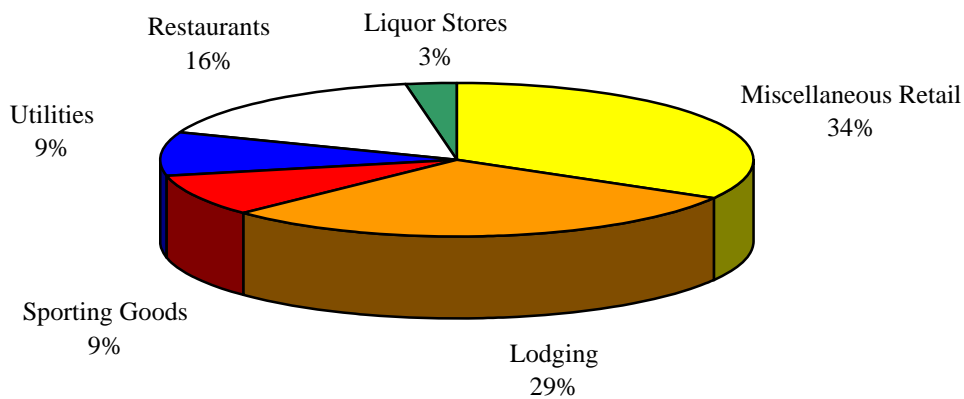
February 2008 sales tax collections increased 6.62% from sales tax collections for the month of February 2007. General Fund sales tax collections increased 7.59% and Steamboat Springs Redevelopment Authority sales tax collections decreased 10.04% for the month of February 2008 compared to February 2007.

Year-to-date total sales tax collections increased 7.02%. General Fund sales tax collections increased 8.43% and Steamboat Springs Redevelopment Authority sales tax collections decreased 12.78% year-to-date.

TOTAL Sales Tax Feb-08	TOTAL Sales Tax Feb-07	% Inc/Dec	General Fund Sales Tax Feb-08	General Fund Sales Tax Feb-07	% Inc/Dec	SSRA Sales Tax Feb-08	SSRA Sales Tax Feb-07	% Inc/Dec
\$2,166,536	\$2,032,034	6.62%	\$2,065,914	\$1,920,180	7.59%	\$100,622	\$111,854	-10.04%

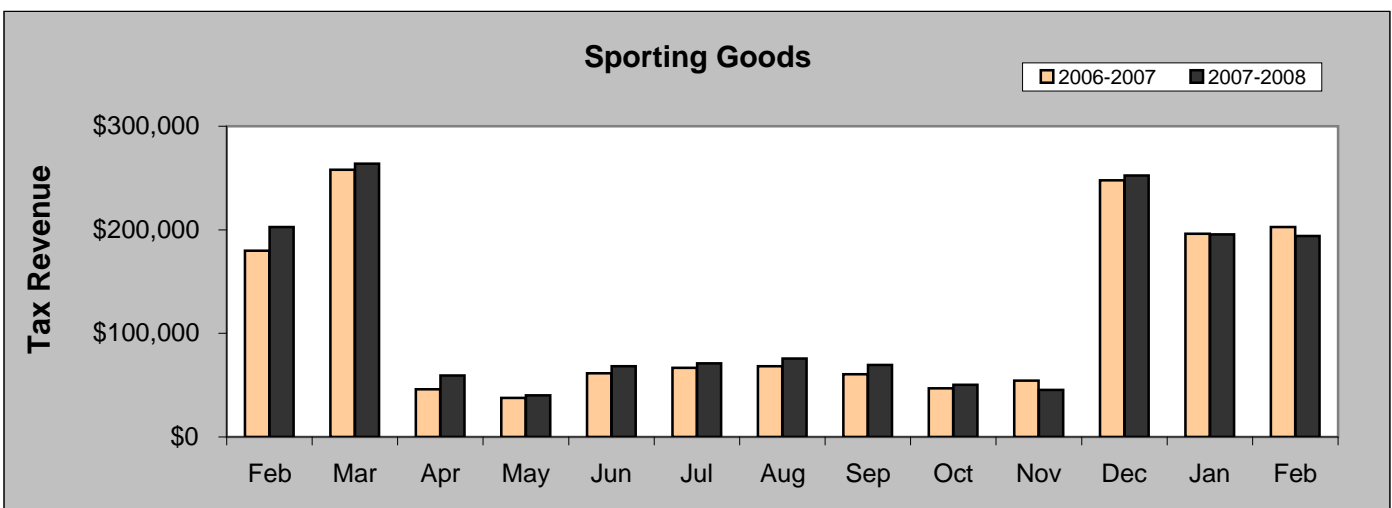
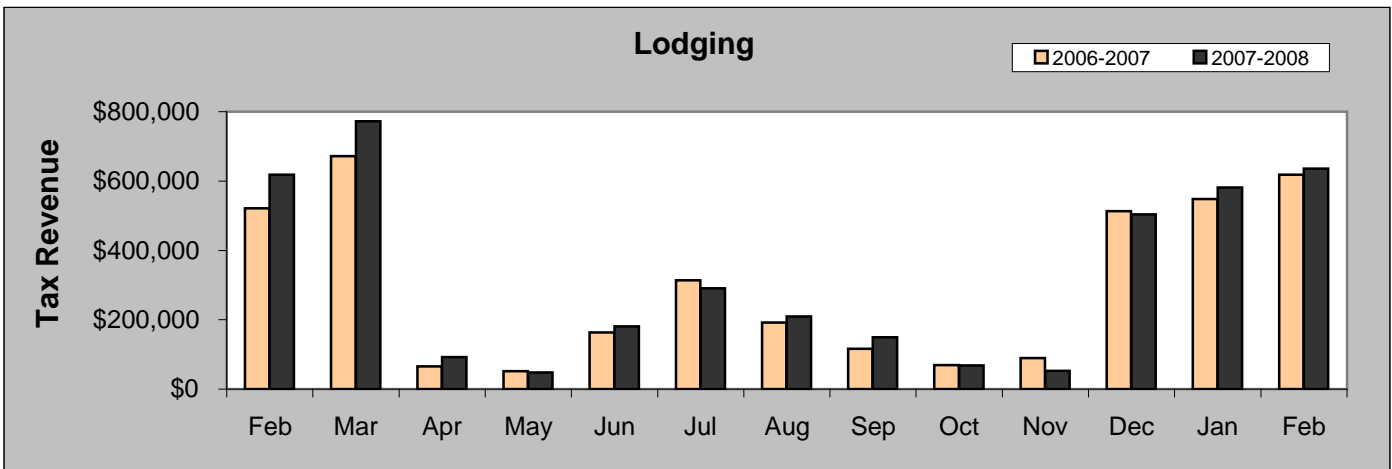
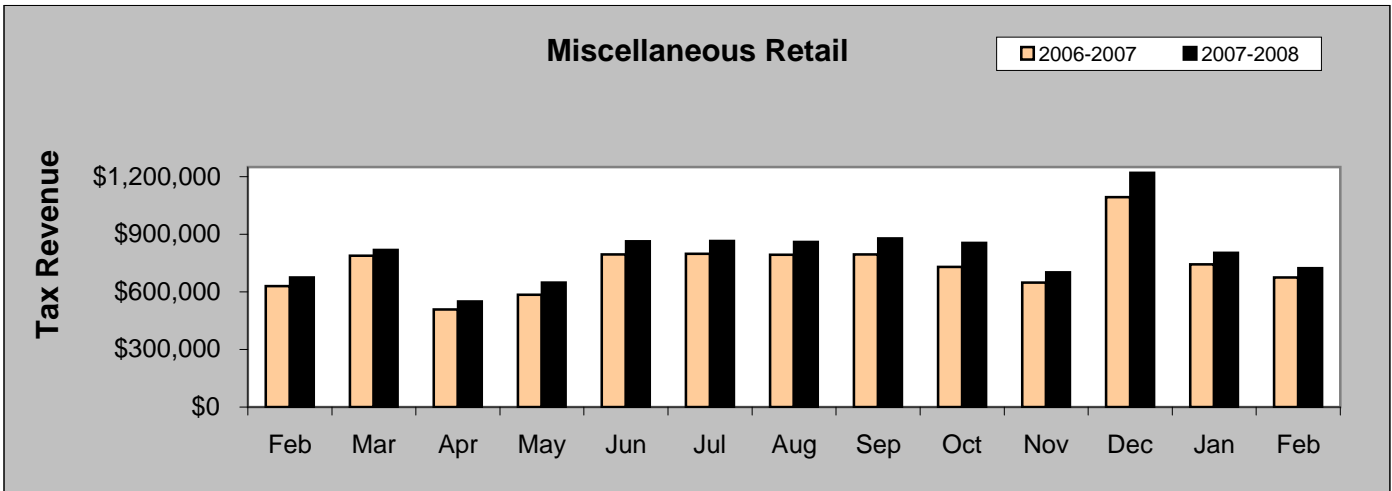
TOTAL Sales Tax Year-to-date	TOTAL Sales Tax Feb 2007	% Inc/Dec	General Fund Sales Tax Year-to-date	General Fund Sales Tax Feb 2007	% Inc/Dec	SSRA Sales Tax Year-to-date	SSRA Sales Tax Feb 2007	% Inc/Dec
\$4,362,686	\$4,076,695	7.02%	\$4,126,097	\$3,805,453	8.43%	\$236,589	\$271,242	-12.78%

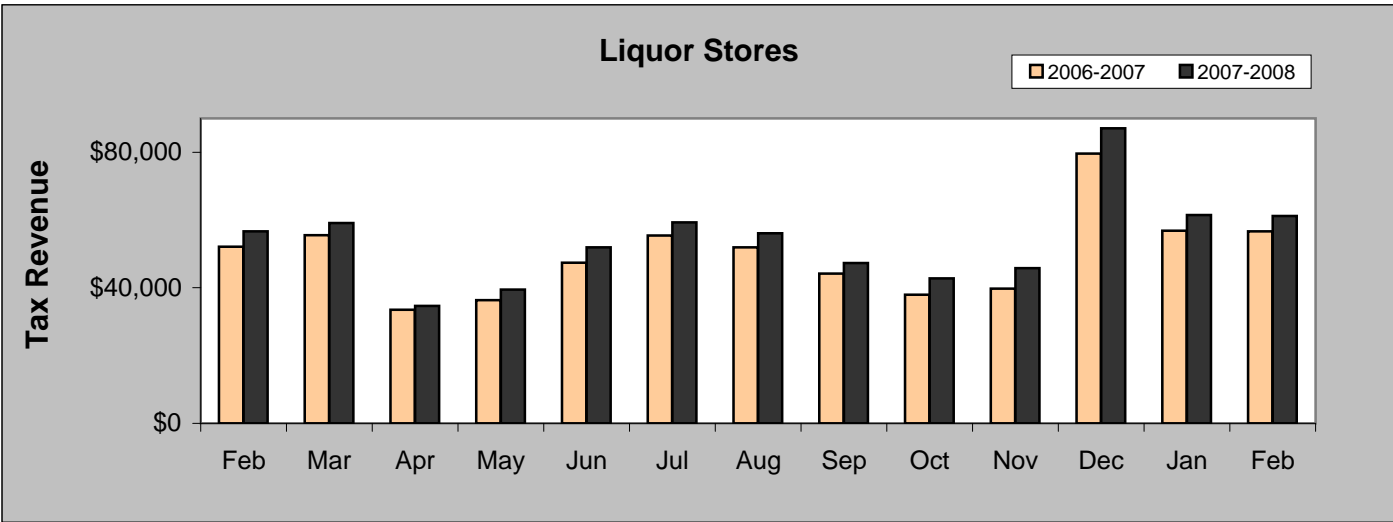
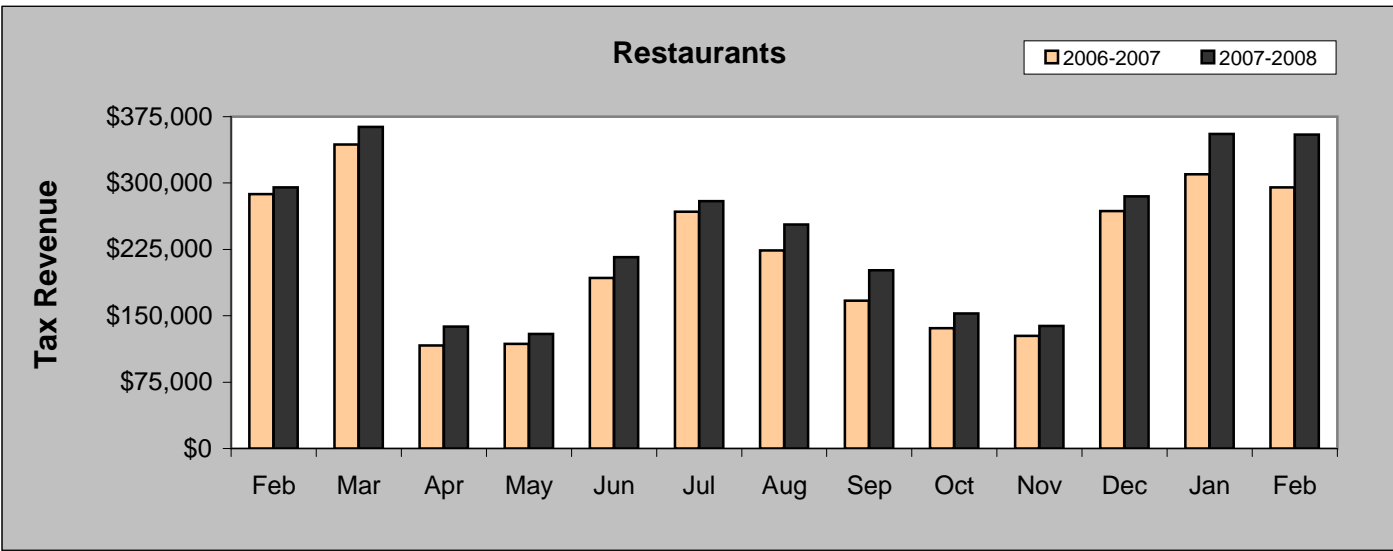
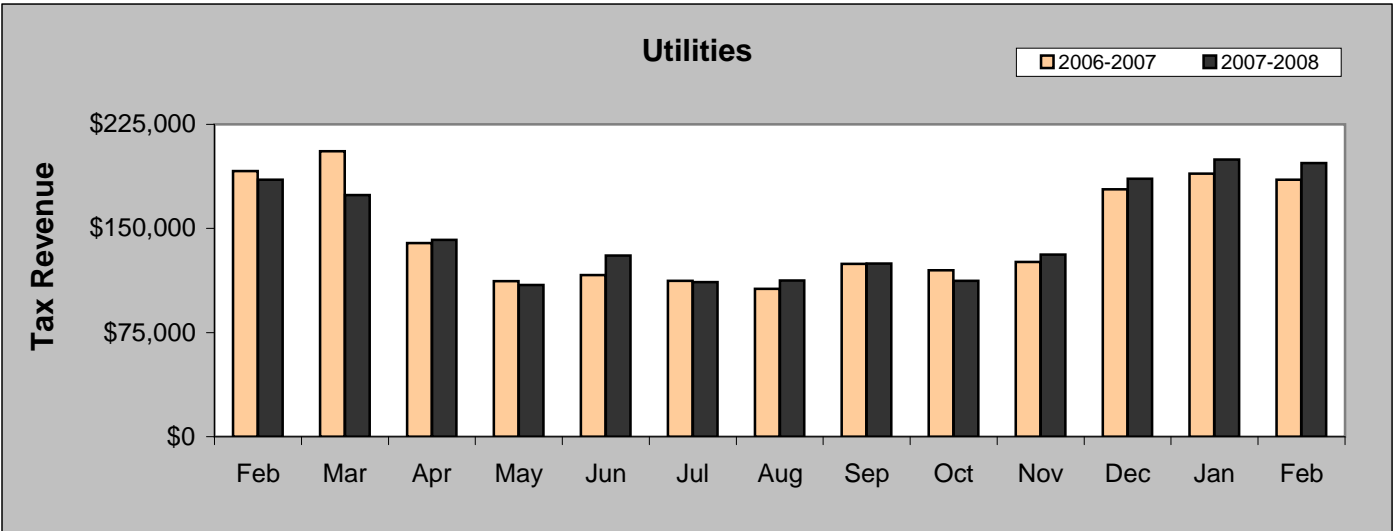
February 2008 Sales Categories



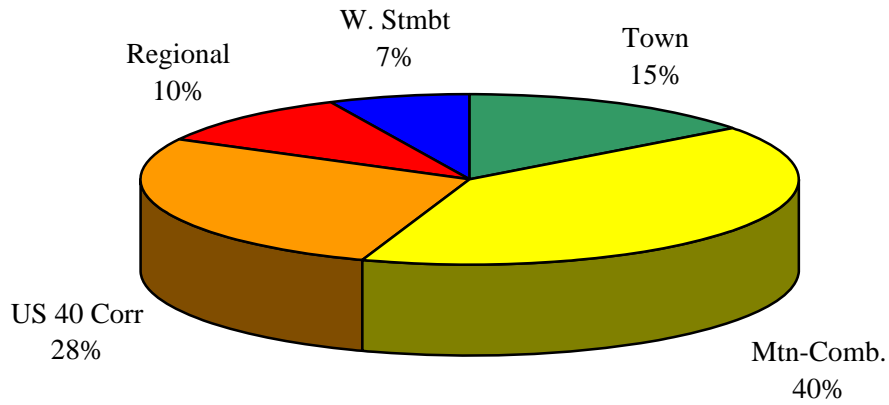
FEBRUARY COMPARISON BY CATEGORY

	2007	2008	%
Miscellaneous Retail	\$674,315	\$724,045	7.37%
Lodging	\$618,133	\$635,554	2.82%
Sporting Goods	\$202,789	\$193,909	-4.38%
Utilities	\$185,066	\$197,194	6.55%
Restaurants	\$295,068	\$354,670	20.20%
Liquor Stores	\$56,663	\$61,164	7.94%

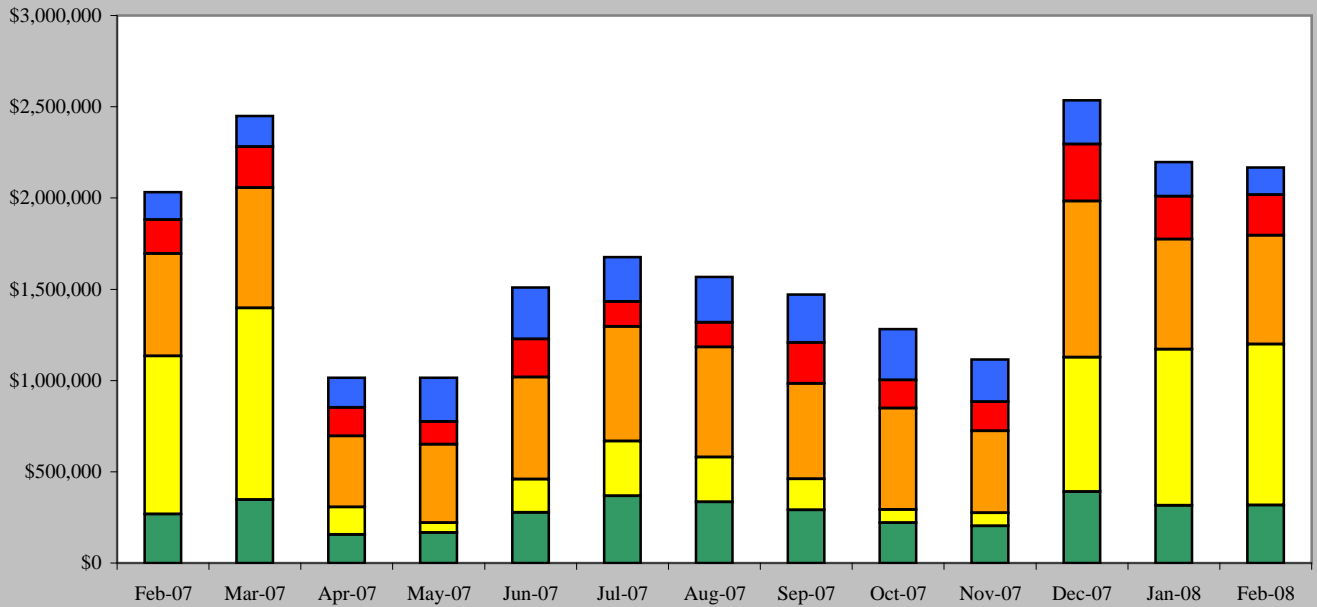




February 2008 Sales Tax By Area



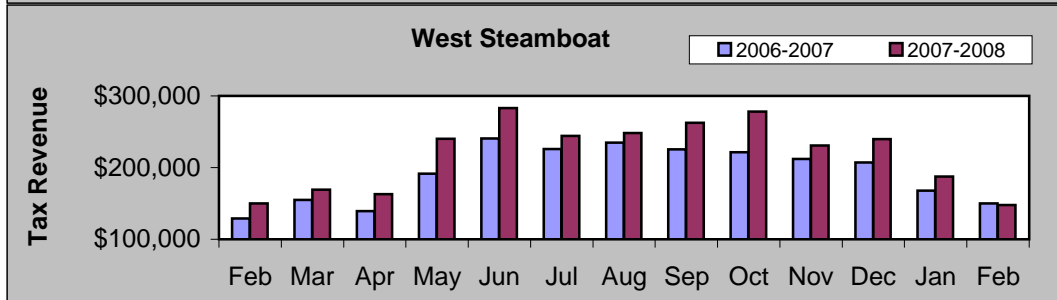
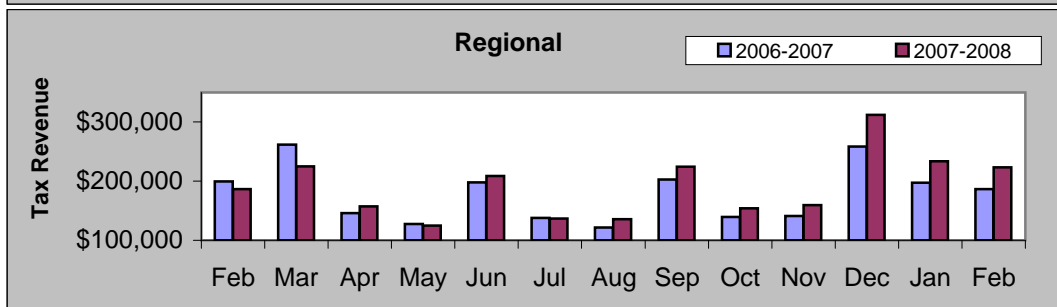
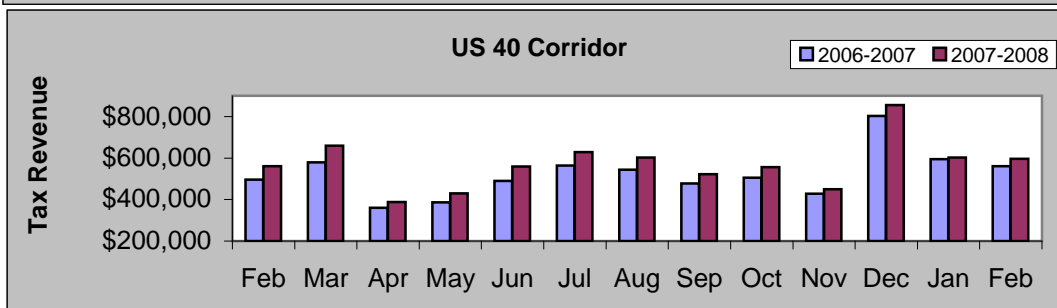
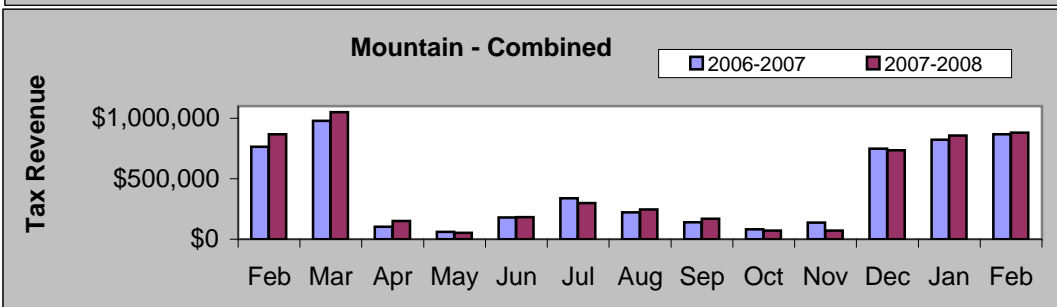
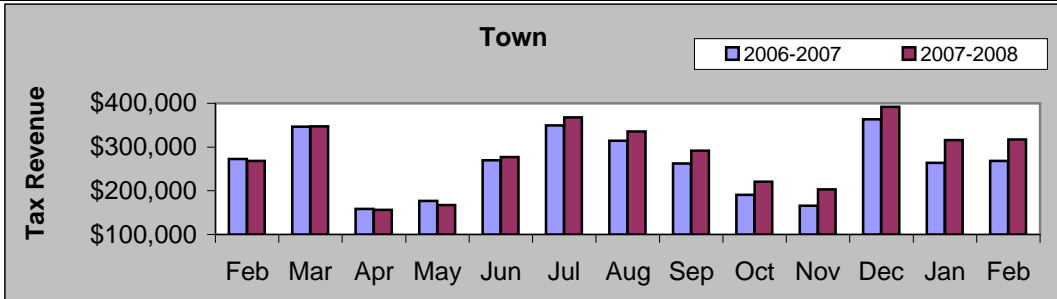
February 2007 - February 2008



	Feb-07	Mar-07	Apr-07	May-07	Jun-07	Jul-07	Aug-07	Sep-07	Oct-07	Nov-07	Dec-07	Jan-08	Feb-08
■ W. Stmbt	\$149,900	\$168,990	\$162,928	\$240,027	\$283,045	\$244,282	\$248,074	\$262,671	\$278,083	\$230,704	\$239,732	\$187,329	\$147,570
■ Regional	\$186,431	\$224,746	\$157,273	\$124,952	\$208,615	\$136,567	\$135,923	\$224,637	\$154,117	\$159,689	\$312,384	\$233,734	\$223,547
■ US 40 Corr	\$561,047	\$658,768	\$388,628	\$430,060	\$559,896	\$628,116	\$602,730	\$521,607	\$556,090	\$449,812	\$855,738	\$603,177	\$596,833
■ Mtn-Comb.	\$866,169	\$1,050,043	\$150,510	\$53,019	\$181,740	\$299,462	\$244,900	\$169,911	\$72,191	\$71,569	\$735,283	\$855,740	\$881,191
■ Town	\$268,488	\$347,435	\$156,451	\$167,042	\$276,887	\$368,126	\$335,244	\$291,845	\$220,901	\$203,418	\$391,729	\$316,170	\$317,395

FEBRUARY COMPARISON BY AREA

Area	2007	2008	%
Town	\$268,488	\$317,395	18.22%
Mountain - Combined	\$866,169	\$881,191	1.73%
US 40 Corridor	\$561,047	\$596,833	6.38%
Regional	\$186,431	\$223,547	19.91%
West Steamboat	\$149,900	\$147,570	-1.55%



Building Use Tax

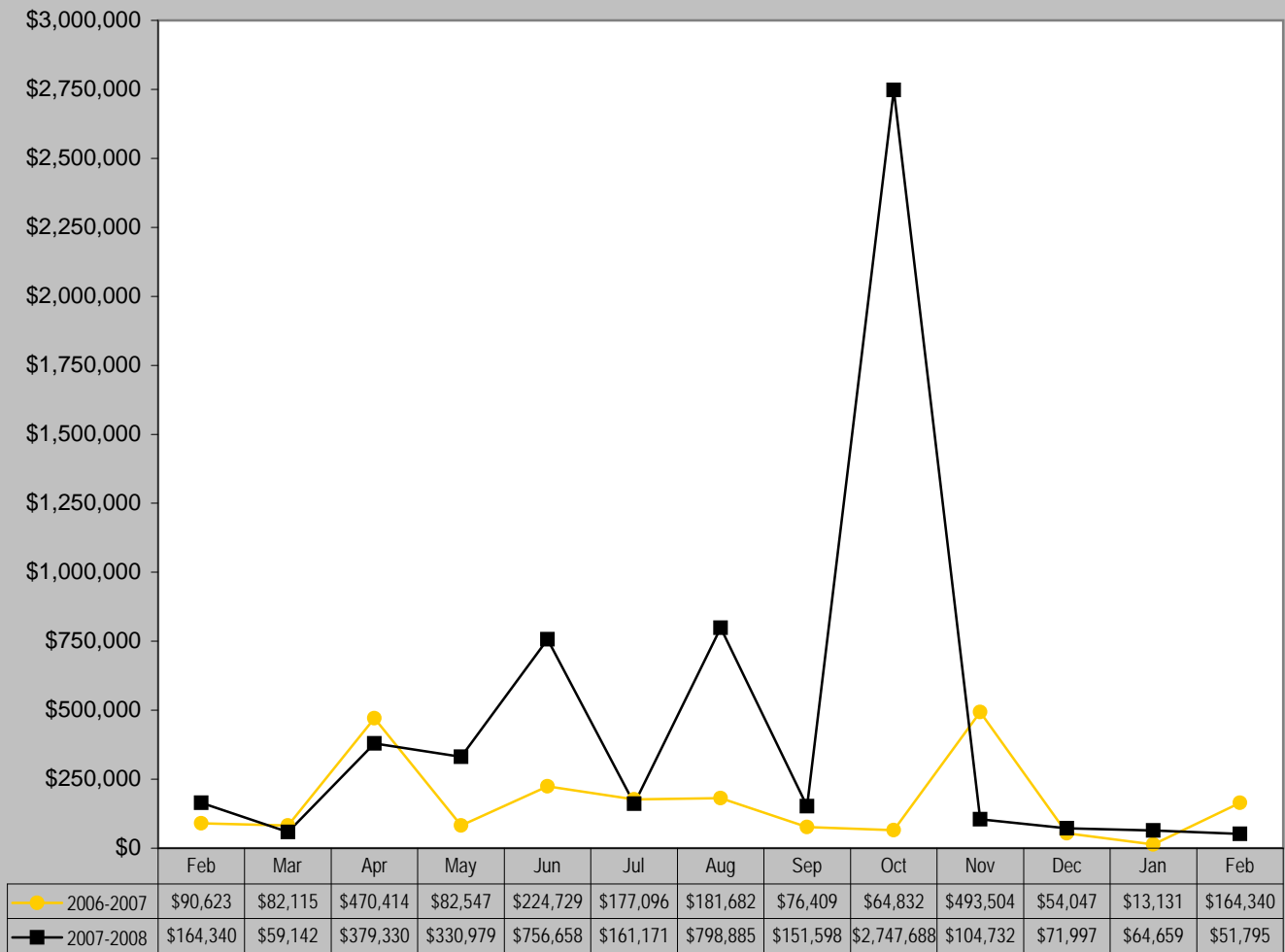
February 2008 Building Use Tax collections decreased 68.48% from February 2007.

Year-to-date building use tax collections decreased 34.38%.

Feb-08 Building Use Tax	Feb-07 Building Use Tax	% increase/decrease
\$51,795	\$164,340	-68.48%

Building Use Tax Year-to-date	Building Use Tax Feb 2007	% increase/decrease
\$116,454	\$177,471	-34.38%

Building Use Tax - 2006/2007 vs. 2007/2008



Accommodation Tax

February 2008 accommodation tax increased 2.22% from February 2007.
 Year-to-date accommodation tax increased 3.22%.

Feb-08 Accommodation Tax	Feb-07 Accommodation Tax	% increase/decrease
\$151,524	\$148,239	2.22%

Accommodation Tax Year-to-date	Accommodation Tax Feb 2007	% increase/decrease
\$289,797	\$280,748	3.22%

